



**Maximum Retail Prices
for Panel Accessories**
Effective from 01-05-2022



Good quality products and customer service, continuous improvement in processes, systems and capabilities are the hallmark of leaders in business.

The Electrical Standard Products (ESP) business and New Product Development (NPD) function of L&T Electrical & Automation (E&A) have been awarded the Deming Prize 2019, by JUSE (Union of Japanese Scientists and Engineers), Japan.

The Deming Prize is one of the highest awards on Total Quality Management (TQM) in the globe. It is presented to an organization that has implemented TQM suitable for its management philosophy, scope/type/scale of business and management environment.

The TQM activities of ESP were evaluated for establishment of customer oriented objectives and strategies & top management leadership, suitable utilisation and implementation of TQM, effects obtained regarding business objectives and demonstration of organizational capabilities.

E&A's ESP is the first low voltage switchgear manufacturer in India that has received this recognition.



Contents

Rotary Switches	2
Load Break Switches	13
Cable Ducts	15
Timing Devices, Supply Monitors & ELR	18
Modular Remote Control Units	25

Note:

Colour of HSN code signifies below

[Green colour : HSN code]

Current GST 18%, subject to changes as per Govt. notification

The Energy Management System that fosters energy efficiency



Your trusted partner for the continued growth of your business – L&T Electrical & Automation (E&A) – presents SmartComm Energy Management System. It enables you to measure and monitor your electrical system, consequently helping you save energy. At the heart of this monitoring system are our digital panel meters, with host of benefits.

SmartComm Energy Management System Software

- Simple and powerful energy monitoring software with multiple benefits that empowers the user to save money
- Glimpse of all entire energy consumption in the plant through dashboard
- Provision to generate multiple report types
- On-premise server or Web based access with cloud solution provision

Digital Panel Meters

- Meters with Class 1, Class 0.5, 0.5S, Class 0.2, 0.2S accuracy
- Meters with THD and individual harmonics up to 31st
- Direct access to Basic, Power and Energy parameters through front keys
- RS485 or Ethernet communication available
- Analog, Digital inputs and outputs, Data logging options

Please refer ESP Price List for details.

Customer Interaction Center (CIC)

BSNL / MTNL (toll free): 1800 233 5858 Reliance (toll free): 1800 200 5858
Tel: 022 6774 5858 Email: cic@lntebg.com Web: www.lntebg.com

For our DPM programming videos and more details on Energy Management Solutions please scan the QR code or click here



Our metering solutions include:

Single function meters

VAF + PF meters

Energy meters

Dual Source meters

Basic Multifunction meters

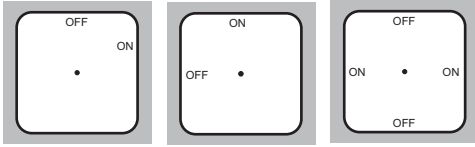
Advanced Multifunction meters

MD Controller

Rotary Switches

Note: All mentioned prices are for Standard Mounting & Knob. Kindly reach our branch offices for details of other mountings & knobs.

Cam Operated Rotary Switches [8536]



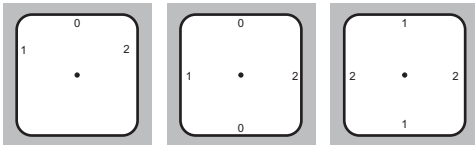
Isolators Switches (ON-OFF Switches)



60° Operation	90° Operation	90° Operation Complete Rotation	Description	M.R.P. (₹) Per Unit									
				6A (SAB13)	10A (SBB13)	16A (SCB03)	25A (SEB03)	32A (SFB03)	40A (SGB03)	63A (SIB03)	100A (SKB03)	200A (SNB03)	
Cat. No.: Program Code (First 5 digits), Next 5 digits in () # →													
				↓									
61001	61191	61195	1 Pole ON - OFF	147	247	336	369	461	588	687	3611	4663	
61002	61192	61198	2 Pole ON - OFF	188	282	384	454	536	710	879	4514	6076	
61003 [§]	-	-	3 Pole ON - OFF	205	338	690	855	950	1191	1712	6112	7966	
-	61199	61197		205	338	449	594	661	830	1190	5557	7588	
61004	61194	61196	4 Pole ON - OFF	253	381	479	722	772	937	1414	6436	9022	

Offered upto 12 Pole

§ Motor Duty Switch (AC-3 Duty)

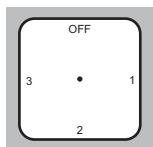


Changeover Switches (Local - Remote, Auto - Manual Switches)



With Center OFF (60°)	With OFF (90°)	Without OFF (90°) with Complete Rotation	Description	M.R.P. (₹) Per Unit									
				6A (SAB13)	10A (SBB13)	16A (SCB03)	25A (SEB03)	32A (SFB03)	40A (SGB03)	63A (SIB03)	100A (SKB03)	200A (SNB03)	
Cat. No.: Program Code (First 5 digits), Next 5 digits in () # →													
				↓									
61025	61151	61037	1 P 2W	188	311	422	461	515	687	930	4663	6743	
61026	61152	61038	2 P 2W	253	375	479	622	722	944	1414	6826	10276	
61027	61153	61039	3 P 2W	311	465	642	937	1013	1190	1900	8839	13149	
61028	61154	61040	4 P 2W	384	542	740	1230	1296	1431	2381	11162	16414	

Phase Changeover (PS Series Switches)



Cat. No.: Program Code (First 5 digits), Next 5 digits in () # →	Description	M.R.P. (₹) Per Unit			
		25A (PEB03)	32A (PFB03)	40A (PGB03)	63A (PIB03)
↓					
61060	1 P 3W with OFF	414	516	753	847

Phase Changeover in SS enclosure



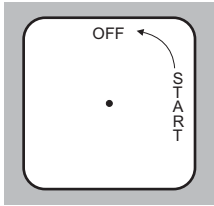
Cat. No.	Description	M.R.P. (₹) Per Unit			
		25A (E)	32A (F)	40A (G)	63A (I)
72347P □ M17TDYR.	PS Series Switches in SS enclosure	3159	3327	4920	5037

Note : Prices are available on request for higher than 4 Pole ON-OFF version. Please contact nearest E&A branch office for prices.

For complete ordering code, Kindly refer Page No. 10

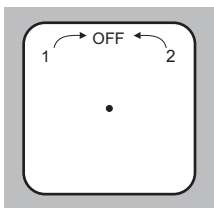
Spring Return Switches [8536]

ON - OFF Spring Return Switches



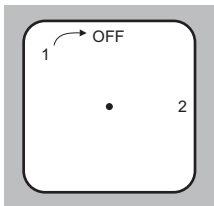
Description	Cat. No.: Program Code (First 5 digits), Next 5 digits in () #→ ↓	M.R.P. (₹) Per Unit	
		16A (SCB03)	25A (SEB03)
1 P ON - OFF	61351	725	1120
2 P ON - OFF	61352	758	1267
3 P ON - OFF	61353	861	1516
4 P ON - OFF	61354	1016	1654

Double Throw with Spring Return Switches



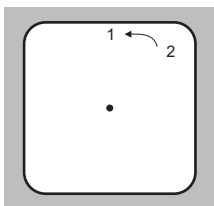
Description	Cat. No.: Program Code (First 5 digits), Next 5 digits in () #→ ↓	M.R.P. (₹) Per Unit	
		16A (SCB03)	25A (SEB03)
1 P 2W W/OFF Spring Return	61361	758	1267
2 P 2W W/OFF Spring Return	61362	1116	1654
3 P 2W W/OFF Spring Return	61363	1219	2062

One Side Spring Return Switches



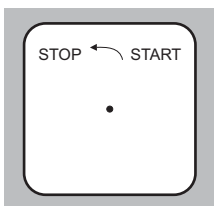
Description	Cat. No.: Program Code (First 5 digits), Next 5 digits in () #→ ↓	M.R.P. (₹) Per Unit	
		16A (SCB03)	25A (SEB03)
1 P 3W Spring Return - OFF from 1	61364	691	1267
2 P 3W Spring Return - OFF from 1	61365	1016	1654
3 P 3W Spring Return - OFF from 1	61369	1106	2062

Spring Return Switches without OFF



Description	Cat. No.: Program Code (First 5 digits), Next 5 digits in () #→ ↓	M.R.P. (₹) Per Unit	
		16A (SCB03)	25A (SEB03)
1 P 2W Spring Return - from 2 to 1	61371	691	1267
2 P 2W Spring Return - from 2 to 1	61372	1016	1654
3 P 2W Spring Return - from 2 to 1	61373	1106	2062

Start Stop Spring Return Switches



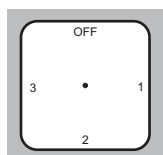
Description	Cat. No.: Program Code (First 5 digits), Next 5 digits in () #→ ↓	M.R.P. (₹) Per Unit	
		16A (SCB03)	25A (SEB03)
1 P Start Stop Spring Return	61300	861	1279
2 P Start Stop Spring Return	61388	1016	1654

For complete ordering code, Kindly refer Page No. 10

Multi Step Switches [8536]

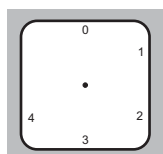


Multi Step Switches with OFF



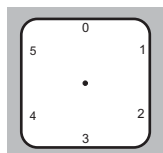
3 Way

Description	Cat. No. #	M.R.P. (₹) Per Unit								
		6A (SAB13)	10A (SBB13)	16A (SCB03)	25A (SEB03)	32A (SFB03)	40A (SGB03)	63A (SIB03)	100A (SKB03)	200A (SNB03)
1 P 3W	61060	223	354	442	PS Series Switches (Refer page no. 2)				4738	7196
2 P 3W	61080	311	415	538	737	798	1146	1290	6968	11004
3 P 3W	61100	449	557	911	1099	1196	1531	1991	9099	14447
4 P 3W	61131	571	712	1106	1372	1505	2048	2391	11495	18114



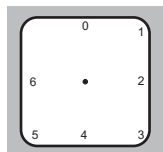
4 Way

1 P 4W	61061	260	318	642	779	862	981	1330	***	***
2 P 4W	61081	449	598	758	822	954	***	1556	***	***
3 P 4W	61101	618	***	1205	1372	1575	***	2391	16828	21728
4 P 4W	61132	748	1117	1530	1647	1758	2322	2758	23609	***



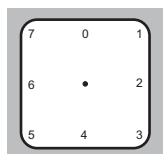
5 Way

1 P 5W	61062	285	416	680	971	987	***	1423	***	***
2 P 5W	61082	520	781	986	1323	1556	1596	1997	***	***
3 P 5W	61102	691	1433	1707	1874	***	2309	2703	22399	***



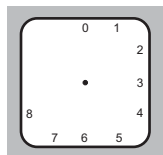
6 Way

1 P 6W	61063	376	***	716	***	1005	1040	***	***	***
2 P 6W	61083	618	***	1042	***	***	***	***	***	***
3 P 6W	61103	861	***	1965	2207	***	***	2783	***	***



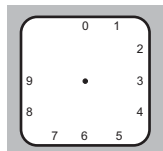
7 Way

1 P 7W	61064	384	585	774	987	1032	1072	1665	***	***
2 P 7W	61084	648	***	1023	1547	**	2282	2642	***	***
3 P 7W	61104	894	***	1657	2032	***	3111	3661	***	***



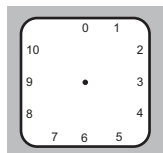
8 Way

1 P 8W	61065	433	***	766	1355	***	1697	***	***	***
2 P 8W	61085	710	***	1398	***	***	***	***	***	***



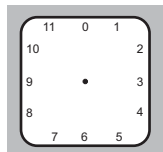
9 Way

1 P 9W	61066	449	***	***	***	***	***	***	***	***
2 P 9W	61086	806	***	2047	***	***	***	***	***	***



10 Way

1 P 10W	61067	520	***	1066	***	***	***	***	***	***
2 P 10W	61087	831	***	***	***	***	***	***	***	***



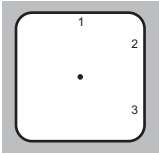
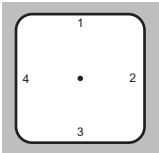
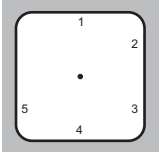
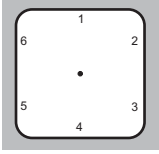
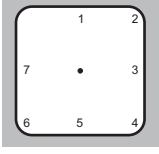
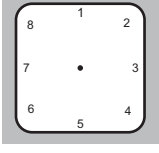
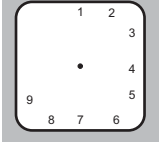
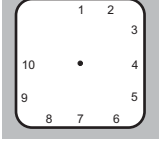
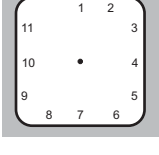
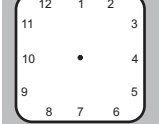
11 Way

1 P 11W	61068	618	***	975	2523	***	***	***	***	***
2 P 11W	61088	944	***	***	***	***	***	***	***	***

***Prices are available on request.

Program Code first 5 digits, Next 5 digits in (), For complete ordering code, kindly refer Page No. 10

Multi Step Switches without OFF

	Description	Cat. No. #	M.R.P. (₹) Per Unit								
			6A (SAB13)	10A (SBB13)	16A (SCB03)	25A (SEB03)	32A (SFB03)	40A (SGB03)	63A (SIB03)	100A (SKB03)	200A (SNB03)
	1 P 3W W/O OFF	61049	211	340	452	569	594	913	1032	***	***
	2 P 3W W/O OFF	61069	311	515	629	753	***	1146	1355	6968	***
	3 P 3W W/O OFF	61089	449	640	944	1099	1196	***	1991	***	14583
	4 P 3W W/O OFF	61120	571	712	1090	1396	1487	3267	3602	***	***
	1 P 4W W/O OFF	61050	239	367	545	687	722	998	1388	4738	***
	2 P 4W W/O OFF	61070	350	534	642	812	887	1196	1556	7322	11824
	3 P 4W W/O OFF	61090	474	522	1023	1296	1431	1567	2091	9643	15940
	4 P 4W W/O OFF	61121	661	712	1194	1567	1665	2091	2792	11847	20169
	1 P 5W W/O OFF	61051	285	384	588	772	***	***	***	***	***
	2 P 5W W/O OFF	61071	520	***	819	***	***	***	***	***	14979
	3 P 5W W/O OFF	61091	691	***	1558	1697	***	1973	2783	***	***
	1 P 6W W/O OFF	61052	303	***	734	861	987	1153	1457	6968	13636
	2 P 6W W/O OFF	61072	603	***	991	1537	1581	1596	2040	13886	17845
	3 P 6W W/O OFF	61092	734	1343	1682	1835	1903	2082	2783	23609	37326
	1 P 7W W/O OFF	61053	376	***	***	1021	***	***	***	12282	***
	2 P 7W W/O OFF	61073	648	***	1106	1567	***	***	***	***	***
	3 P 7W W/O OFF	61093	894	***	1829	2370	***	***	3746	***	***
	1 P 8W W/O OFF	61054	384	696	831	1032	1087	1204	1758	***	***
	2 P 8W W/O OFF	61074	684	***	1398	1635	***	***	***	***	***
	3 P 8W W/O OFF	61094	961	***	1996	2133	2173	2492	3933	***	***
	1 P 9W W/O OFF	61055	449	***	1324	***	***	***	***	***	***
	2 P 9W W/O OFF	61075	758	***	1259	***	***	***	***	***	***
	1 P 10W W/O OFF	61056	479	738	1471	***	***	***	***	***	***
	2 P 10W W/O OFF	61076	839	***	***	***	***	***	***	***	***
	1 P 11W W/O OFF	61057	887	***	***	***	***	***	***	***	***
	2 P 11W W/O OFF	61077	1016	***	***	***	***	***	***	***	***
	1 P 12W W/O OFF	61058	937	***	1090	2607	2777	***	***	***	***
	2 P 12W W/O OFF	61078	1099	***	***	***	***	***	***	***	***

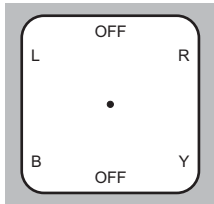
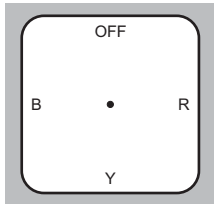
***Prices are available on request.

Program Code first 5 digits, Next 5 digits in (), For complete ordering code, kindly refer Page No. 10

Instrumentation Selector Switches [8536]

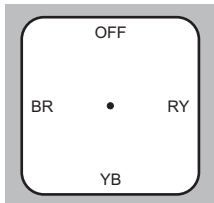


Ammeter Selector Switches (ASS)

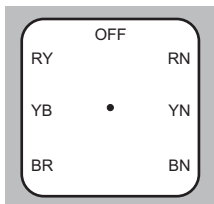


Description	Cat. No.	Amps	M.R.P. (₹) Per Unit
Line Currents with OFF with CT	61325 SAB13TDYR	6A	313
Line Currents with OFF with CT	61325 SBB13TDYR	10A	329
Line Currents with OFF with CT	61325 SCB03TDYR	16A	475
Line Currents with OFF without CT	71000 SCB03TDYR	16A	1363
Direct Currents with OFF without CT	71000 SEB03TDYR	25A	1567
Direct Currents with OFF without CT	71000 SFB03TDYR	32A	1881
Direct Currents with OFF without CT	71000 SGB03TDYR	40A	3306
Direct Currents with OFF without CT	71000 SIB03TDYR	63A	3486

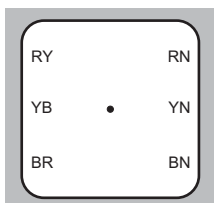
Voltmeter Selector Switches (VSS)



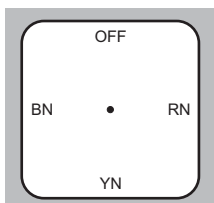
Description	Cat. No.	Amps	M.R.P. (₹) Per Unit
Voltage between Phases with OFF	61312 SAB13TDYR	6A	227
Voltage between Phases with OFF	61312 SBB13TDYR	10A	299
Voltage between Phases with OFF	61312 SCB03TDYR	16A	429



Description	Cat. No.	Amps	M.R.P. (₹) Per Unit
Voltage between Phases & Individual Phases to Neutral with OFF	61313 SAB13TDYR	6A	403
Voltage between Phases & Individual Phases to Neutral with OFF	61313 SBB13TDYR	10A	599
Voltage between Phases & Individual Phases to Neutral with OFF	61313 SCB03TDYR	16A	805

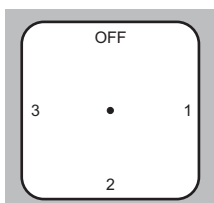


Description	Cat. No.	Amps	M.R.P. (₹) Per Unit
Voltage between Phase & Phase to Neutral without OFF	61314 SBB13TDYR	10A	590



Description	Cat. No.	Amps	M.R.P. (₹) Per Unit
Voltage between Phases & Phase to Neutral without OFF	61311 SAB13TDYR	6A	403
Voltage between Phases & Phase to Neutral with OFF	61311 SBB13TDYR	10A	405

Ammeter & Voltmeter Combined Switch



Description	Cat. No.	Amps	M.R.P. (₹) Per Unit
Voltage between Phases to Neutral & Current of that Phase	61338 SBB13TDYR	10A	632



Control your breaker remotely
through TNC switch

Breaker Control Switches (Trip-Neutral-Close)

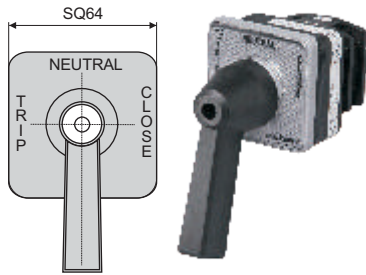
- 1NO+1NO, 2NO+2NC model available in 25A
- Barrel lock option available
- Lost motion contact (LMD) & Sequence Locking available



Customer Interaction Center (CIC)

BSNL / MTNL (toll-free): 1800 233 5858 Reliance (toll-free): 1800 200 5858
Tel: 022 6774 5858 Email: cic@Lntebg.com Web: www.Lntebg.com

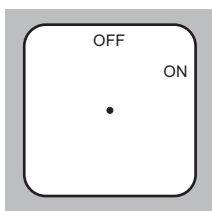
Breaker Control Switches (Trip - Neutral - Close)



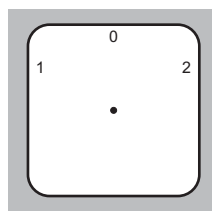
Rating	Contact Arrangement	Mounting Type	Cat. No.	M.R.P. (₹) Per Unit
25A	1Trip + 1Close	Standard	73257SEB03PGGB	1201
25A	1Trip + 1Close	Standard	73257SEB03PGYR	1201
25A	1Trip + 1Close	Barrel Lock	73257SEB90PGBB	1664
25A	2Trip + 2Close	Standard	72009SEB03PGBB	1414
25A	2Trip + 2Close	Standard	72009SEB03PGYR	1414
25A	2Trip + 2Close	Standard	72009SEB03PGGB	1414
25A	2Trip + 2Close	Barrel Lock	72009SEB90PGBB	2017

Other option such as sequence inter lock (SIL) & lost motion device (LMD) available on request.

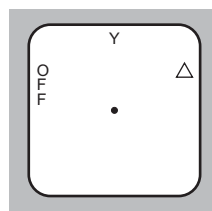
Motor Duty Switches



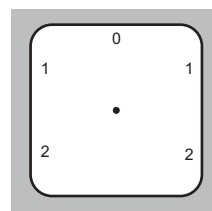
61003



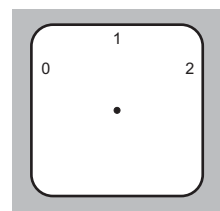
61211



61200



61217



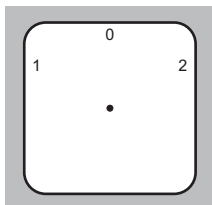
61212

Description	Cat. No. #	M.R.P. (₹) Per Unit						
		16A (SCB03)	25A (SEB03)	32A (SFB03)	40A (SGB03)	63A (SIB03)	100A (SKB03)	200A (SNB03)
ON - OFF Switch	61003	690	855	950	1191	1712	6112	7966
FOR - OFF - REV Switch	61211	520	639	756	1968	2391	6092	9819
Star - Delta Switch	61200	691	899	1129	1723	2207	***	***
2 Speed for FOR - OFF - REV Switch	61217	***	1626^	***	2718	***	***	***
2 Speed forward Switch	61212	758	1481	1857	2333	2860	7619	8798

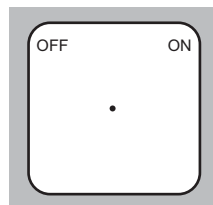
^ Supplied only with ball grip handle

Program Code first 5 digits, Next 5 digits in (), For complete ordering code, kindly refer Page No. 10

Switches in Enclosure



73393, 71913



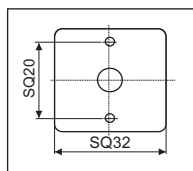
72244



Description	Cat. No.	Amps	M.R.P.
FOR - OFF - Rev in SS with ball grip handle	73393SCM17BGXB	16A	621
FOR - OFF - Rev in SS with ball grip handle	71913SEM17BGYR	25A	950
FOR - OFF - Rev in SS with ball grip handle	71913SFM17BGYR	32A	1305
3 Pole ON - OFF in SS	72244SEM17TDYR	25A	826
3 Pole ON - OFF in SS	72244SFM17TDYR	32A	1126
3 Pole 2Way Without OFF in SS	61153SCM17TDYR	16A	1060

For any other rating requirement please contact nearest E&A branch office

Rotary Switch Accessories [8538]



Front Plate Assembly

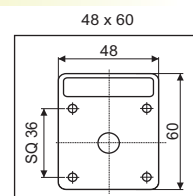
Description	Cat. No.	Size	M.R.P. (₹) Per Unit
Front Plate for 6 to 16A	FP16SQ48	48 x 48	31
Front Plate for 25 & 32A	FP32SQ64	64 x 64	55
Front Plate for 40 to 200A	FP200SQ88	88 x 88	90



Tear Drop Flag Knob Ball Grip Lever Handle

Handles & Knobs

Description	Cat. No.	Size	M.R.P. (₹) Per Unit
Flag Handle for 16A	KNFHS2	48 x 48, 48 x 60	19
Flag Handle for 25 - 32A	KNFHS3	64 x 64, 64 x 80	32
Ball Handle for 16 - 32A	HNBHS1	64 x 64, 64 x 80	81
Ball Handle for 40 - 63A	HNBHS2	88 x 88, 104 x 104	90
PG Handle for 16 - 32A	HNPGS1	64 x 64, 64 x 80	95
Lever Handle for 40 - 200A	HNLVS1	88 x 88, 104 x 104	120
Tear Drop for 6 - 16A	KNTDS1	48 x 48, 48 x 60	19
Tear Drop for 16 - 32A	KNTDS2	64 x 64, 64 x 80	32
Tear Drop for 40 - 400A	KNTDS3	88 x 88, 104 x 104	65



Special Front Plate Assembly

Description	Cat. No.	Size	M.R.P. (₹) Per Unit
SPL IND Plates upto 16A	FPRT4860	48 x 60	55
SPL IND Plates for 16 - 32A	FPRT6480	64 x 80	95

Script Plate (marking plate)

Description	Cat. No.	Size	M.R.P. (₹) Per Unit
Script Plate for 6 - 16A	SPSQ48	48 x 48	19
Script Plate for 16 - 32A	SPSQ64	64 x 64	22
Script Plate for 40 - 200A	SPSQ88	88 x 88	28
Script Plate for 6 - 16A	SPRT4816	48 x 16	9
Script Plate for 6 - 32A	SPRT6416	64 x 16	9

Mounting Plates (used for Back Fixing Plate)

Description	Cat. No.	Size	M.R.P. (₹) Per Unit
Rear MTG Plate for 6 - 16A	MPSQ48	48 x 48	14
Rear MTG Plate for 25 - 32A	MPSQ64	64 x 64	22
Rear MTG Plate for 40 - 63A	MPSQ88	88 x 88	50
Rear MTG Plate for 80 - 400A	MPSQ104	104 x 104	95
DIN Rail Attachment upto 32A	B21DIN35	-	89

Wall Type Mounting Boxes (upto 32A - maximum 4 Contacts)

Description	Cat. No.	M.R.P. (₹) Per Unit
Plastic / ABS Enclosure B17 16A upto 3 Stage / 25A upto 2 Stage	WMBABS	592
Aluminium Enclosure B17 16A upto 3 Stage / 25A upto 2 Stage	WMBAL	985
SS Enclosure M17 upto 32A - 4 Stage	WMBSS	369



B31 PVC Enclosure

Note: Switches to be order separately.

Script Plate - Silver Finish (for Black Front Plate Assembly Only)

Description	Cat. No.	Size	M.R.P. (₹) Per Unit
Silver Finish 48 x 48 mm	SFSQ48	48 x 48	19
Silver Finish 64 x 64 mm	SFSQ64	64 x 64	22
Silver Finish 88 x 88 mm	SFSQ88	88 x 88	28
Silver Finish 104 x 104 mm	SFSQ104	104 x 104	49

Shrouding Cover (maximum 6 Contacts Round Type)

Description	Cat. No.	M.R.P. (₹) Per Unit
Shrouding Cover for 6 - 10A	SHCS1	60
Shrouding Cover for 16A	SHCS2	60
Shrouding Cover for 25 - 32A	SHCS3	94
Shrouding Cover for 40 - 63A	SHCS4	98
Special Cover for Extended Termination 80 - 400A (maximum 2 Contact Stage)	SHCS5	720

Ordering Code for Rotary Switches

Example for : 25A 3 Pole ON - OFF Switch


	1. Programme Code				2. Type		3. Ampere		4. Mounting		5. Knob		6. Colour	
25A 3 Pole														
ON - OFF Switch	6	1	1	9	7	S	E	B	0	3	T	D	Y	R

1. Programme Code


Programme	Programme Code
Isolators	Pg. No. 3
Changeovers Switches	Pg. No. 3
Spring Return Switches	Pg. No. 4
Multistep Switches with OFF	Pg. No. 5
Multistep Switches without OFF	Pg. No. 6
Instrumentation Switches	Pg. No. 7
Motor Control Switches	Pg. No. 8
Switches in SS Enclosure	Pg. No. 8
Breaker Control Switches	Pg. No. 8

2. Type Selection


Type	Code
S-Series (6 to 400A)	S
Touch Proof (6 to 16A)	T
Rear Access Termination (16 to 63A)	R
Phase Selector Only for 1 Pole 3 Way with OFF (25 to 63A)	P
DC Switches (16 to 500A)	D



S Series
Open Version



TP Series
Touch Proof



RT Series
Touch Proof &
Rear Termination

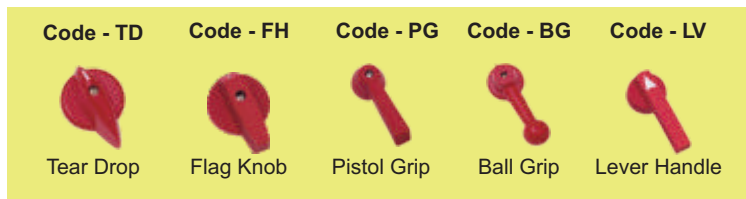
3. Ampere Selection

Ampere	Code	Ampere	Code
6	A	100	K
10	B	125	L
16	C	160	M
20	D	200	N
25	E	250	O
32	F	300	P
40	G	400	Q
50	H	500	R
63	I	600	S
80	J	800	T


4. Mounting Style



5. Knob / Handle Selection



6. Color Combination Selection Table



Front Plate

Standard Style	Frame Size	Bigger Style
Current Ratings 6/10 Amps		Current Ratings ---
16/20 Amps		6/10 Amps
25/32 Amps		16/20 Amps
S40 Amps & above		25/32 Amps
—		S40 Amps & above

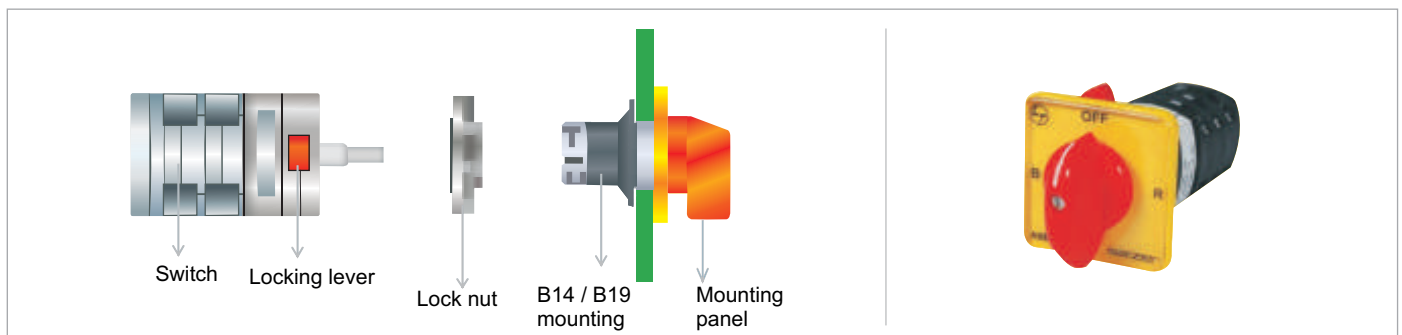
Note: 1. For ratings of 6/10A, standard mounting style is B13
2. Single hole mounting equivalent of B03 is B19 and B13 is B14.

Mounting Feasibility

Mounting Code	Description	Feasibility					
		6/10A	16/20A	25/32A	40/63A	80/100/125A	200/400A
B03	Front Mounting, Standard Mounting plate		✓	✓	✓	✓	✓
B13	Front Mounting with next size plate	✓	✓	✓	✓	✓	✓
B00	Front Mounting 48 x 48 plate for 25/32 A and 64 x 64 plate for 40/63A			✓	✓		
B19	Single Hole Mounting 32 x 32 plate for 6/10A only 48 x 48 Plate for 16-32A	✓	✓	✓			
B14	Single Hole Mounting 48 x 48 plate for 6/10A	✓					
B33	Front Mounting with Round Padlock for 2 Position (for Isolators)		✓	✓	✓	✓	✓
B30	Front Mounting with Rectangular Padlock 2 Position (for Isolators)		✓	✓	✓	✓	✓
B63	Key Lockable type (Handle/Knob)		✓	✓	✓		
B90	Center Key Lock (Pistol grip Handle in black color only)		✓	✓			
B02	Rear / (Back/Base) Mounting	✓	✓	✓	✓	✓	✓
B21	DIN Rail Mounting on 35 mm Rail 6-32 Amps	✓	✓	✓			
B32	Rear / Base Mounting, Door Interlock + Rectangular Padlock (B30+B42)		✓	✓	✓	✓	✓
B34	Rear / Base Mounting, Door Interlock + Round Padlock (B33+B42)		✓	✓	✓	✓	✓
B41	Rear Mounting with Clutch Mechanism on Door (Door Open in all position without Interlock)		✓	✓	✓	✓	✓
B42	Rear Mounting with Interlock Mechanism on Door		✓	✓	✓	✓	✓
F47	Door Clutch, Mounting Plate at front		✓	✓	✓	✓	✓
B17	ABS Enclosure	Max stages	upto 4	upto 3	upto 5	upto 5	
B31	ABS Enclosure with Round Padlock (B33+B17)	Max stages		upto 2	upto 2	upto 2	
M17	Metal Enclosure	Max stages	upto 4	upto 4	upto 3		
A17	Aluminium Enclosure	Max stages	upto 4	upto 3	upto 2		
B40	Single Hole Mounting with Padlock 48 x 48 Plate For 16-32A			✓	✓		
B43	Single Hole Mounting with Center key 48 x 48 Plate for 16-32A			✓	✓		
B45	Single Hole Mounting with Round Ring with Knob 16A-32A			✓	✓		

Single Hole Mounting Rotary Switch

Single hole mounting (SHM) range of rotary switches uses a unique mounting concept that requires just a single Ø22.5 cutout to mount the switches on the panel. These help in reducing the time and cost during assembly.



Benefits:

- **Single hole panel cutout** - makes easier for fitting on the panel
- **Easy mounting** - reduces assembly time by 50% over conventional 5 hole mounting
- **Wiring accessibility** - reduces wiring time, the switch can be wired separately and then snap fitted to the mounting assembly using the locking lever.

There is no additional price for switches with Single hole mounting from standard mounting.

EB - GEN Changeover Switches [8536]

3 Pole EB - GEN Changeover Switches



B13 Mounting

Description	Cat. No.	M.R.P. (₹) Per Unit			
		25A (E)	32A (F)	40A (G)	63A (I)
3 Pole C/O Front Panel Mounting	EB□31153B13BGYR	2303	2398	2797	2911
3 Pole C/O Rear Mounting	EB□31153MB42BGYR	2671	2768	3222	3322
3 Pole C/O in SS Enclosure	EB□31153SB31BGYR	3194	3281	3797	3910
3 Pole C/O Rear Mounting	EB□31153B21BGYR	2671	2768	3222	3322
3 Pole C/O Rear Mounting	EB□31153MB34LHGB	2671	2768	3222	3322
3 Pole C/O in ABS Enclosure	EB□31153B31LBGYR	3194	3281	3797	3910

4 Pole EB - GEN Changeover Switches



MB42 Mounting

Description	Cat. No.	M.R.P. (₹) Per Unit			
		25A (E)	32A (F)	40A (G)	63A (I)
4 Pole C/O Front Panel Mounting	EB□31154B13BGYR	2671	2768	3281	3377
4 Pole C/O Rear Mounting	EB□31154MB42BGYR	3009	3125	3689	3841
4 Pole C/O in SS Enclosure	EB□31154SB31BGYR	3561	3699	4291	4444
4 Pole C/O Rear Mounting	EB□31154B21BGYR	3009	3125	3689	3841
4 Pole C/O Rear Mounting	EB□31154MB34LHGB	3009	3125	3689	3841
4 Pole C/O in ABS Enclosure	EB□31154B31LBGYR	3561	3699	4291	4444

Rating Selection Table



SB31 Enclosure

Ampere (A)	Code (□)
25	E
32	F
40	G
63	I

Note : SB 31 Enclosure for 25A to 63A ratings.

B21 Mounting model is similar to B13 model with links provided on the common side.

*** - Please contact nearest E&A branch office.

Load Break Switches [8536]

- AC 23 utilization category
- Also available in enclosure
- Padlock facility to prevent accidental use
- Ideally used in buildings and for equipment isolation



B03



MB34



SB31M

LB 3 Pole ON - OFF Switches

Description	Cat. No.	Can also be given on request	M.R.P. (₹) Per Unit								
			16A (C)	20A (D)	25A (E)	32A (F)	40A (G)	63A (I)	80A (J)	100A (K)	125A (L)
Single Hole MTG Switch with Flag Knob	LB□32300B19FPYR		790	807	*	*	*	*	*	*	*
Front Plate MTG with Flag Knob	LB□32300B40FPYR		769	790	*	*	*	*	*	*	*
Front Panel MTG with B03 (48x48) Plate	LB□32300B03FLYR	32309	703	719	780	807	926	994	*	*	*
Front Panel MTG with B13 (64x64) Plate with Flag Knob	LB□32300B13FLYR	32306 / 32309	703	719	780	807	926	994	2514	3153	3960
Front Panel MTG with B13 (64x64) Plate with BG Handle	LB□32300B13BGYR	32309	*	*	856	886	1003	1060	*	*	*
DIN Rail MTG Switch with Flag Knob	LB□32300B23FLGB		*	*	780	807	926	994	*	*	*
Rectangular Pad Lock Switch with TDYR	LB□32300B30TDYR		*	*	943	994	1090	1147	*	*	*
Round Pad Lock Switch with RDYR	LB□32309B33RDYR		769	789	856	886	1003	1060	2725	3401	4250
Switch with B63 Lock & Key Version	LB□32309B63TDYR		*	*	1303	1362	1476	1516	*	*	*
Base MTG Switch with DIL and Pad Lock	LB□32309MB34RDYR		1227	1265	1362	1437	1497	1612	3630	4532	5666
Base MTG Switch with BG Handle	LB□32309MB42BGYR		1227	1265	1362	1437	1497	1612	3630	4532	5666
Switch in ABS Enclosure - in B31SM	LB□32300B31SMRDYR		1557	1604	1732	1777	*	*	*	*	*
Switch in ABS Enclosure - in B31M	LB□32309B31MRDYR		*	*	*	*	1943	1992	*	*	*
Switch in SS Enclosure - in B31L with Leech Handle	LB□32309SB31LLHYR		*	*	*	*	*	*	5113	6026	7150
Switch in SS Enclosure - in SB31L with Leech Handle	LB□32309SB31LLHYR		*	*	*	*	*	*	5113	6026	7150

LB 4 Pole ON - OFF Switches

Description	Cat. No.	Can also be given on request	M.R.P. (₹) Per Unit								
			16A (C)	20A (D)	25A (E)	32A (F)	40A (G)	63A (I)	80A (J)	100A (K)	125A (L)
Single Hole MTG Switch with Flag Knob	LB□32400B19FPYR		982	1003	*	*	*	*	*	*	*
Front Plate MTG with Flag Knob	LB□32400B40FPYR		964	982	*	*	*	*	*	*	*
Front Panel MTG with B03 (48x48) Plate	LB□32400B03FLYR	32409	895	916	995	1022	1197	1265	*	*	*
Front Panel MTG with B13 (64x64) Plate with Flag Knob	LB□32400B13FLYR	32406 / 32409	895	916	995	1022	1197	1265	3085	3871	4850
Front Panel MTG with B13 (64x64) Plate with BG Handle	LB□32400B13BGYR	32409	*	*	1072	1101	1275	1333	*	*	*
DIN Rail MTG Switch with Flag Knob	LB□32400B23FLGB		*	*	995	1022	1197	1265	*	*	*
Rectangular Pad Lock Switch with TDYR	LB□32400B30TDYR		*	*	1156	1206	1362	1420	*	*	*
Round Pad Lock Switch with RDYR	LB□32409B33RDYR		964	982	1072	1101	1275	1333	3153	3937	4921
Switch with B63 Lock & Key Version	LB□32409B63TDYR		*	*	1516	1576	1747	1787	*	*	*
Base MTG Switch with DIL and Pad Lock	LB□32409MB34RDYR		1420	1458	1576	1650	1770	1885	4204	5249	6558
Base MTG Switch with BG Handle	LB□32409MB42BGYR		1420	1458	1576	1650	1770	1885	4204	5249	6558
Switch in ABS Enclosure - in B31SM	LB□32400B31SMRDYR		1747	1798	1943	1992	*	*	*	*	*
Switch in ABS Enclosure - in B31M	LB□32409B31MRDYR		*	*	*	*	2213	2263	*	*	*
Switch in ABS Enclosure - in B31L with Round Plate	LB□32409SB31LRDYR		*	*	*	*	*	*	5687	6742	8045
Switch in SS Enclosure - in SB31L with Leech Handle	LB□32409SB31LLHYR		*	*	*	*	*	*	5687	6742	8045
Auxiliary Contact	FRONT/REAR MOUNTING		198	198	241	241	241	241	719	719	719
Add-on Contact Additional Pole	FRONT/REAR MOUNTING		203	212	228	255	297	320	840	1047	1154

Note : Standard packing upto 63A switches is 5 Nos.

Ordering Code for Load Break and Changeover Switches

LB Load Break Switch	□ Switch Rating	XXXXX Programme Code	XXXXX Mounting Options	XX Knob Options	XX Colour
------------------------------------	----------------------------	------------------------------	--------------------------------	-------------------------	-------------------

Example

LB Switches, 63A, 3P, 9 O'clock, 4 hole front mounting, with metal shaft, yellow front plate, red round knob

LB I 32309 MB34 RD YR

LB	I	32309	MB34	RD	YR	Description
						Yellow Front Plate/ Red Knob
						64 x 64 Front Plate Round Knob with Padlock (R)
						Metal Shaft with Round Knob with Padlock and Interlock
						3Pole 9 O' Clock "OFF"
						63A
						Load Break Switch

Accessories

LB X Switch Rating	X F-Front Mounting R-Rear Mounting	XX MC-Main Module NC-Neutral Module AC-Auxiliary Module	XXX 20 - 16A to 20A 32 - 25A to 32A 63 - 40A to 63A 80 - 80A 125 - 100A, 125A & 80A
----------------------------	---	---	---

LB	I	R	NC	32	Description
					32A
					Neutral Module
					Rear Mounting
					63 A
					Load Break Switch

Rating Selection Table

Ampere (A)	Code (□)
16	C
20	D
25	E
32	F
40	G
63	I
80	J
100	K
125	L

*** Note : Please contact nearest E&A branch office.

Cable Ducts [8538]

PVC Cable Ducts

- All ducts are ROHS compliant and FRLS
- Also available in Zero Halogen

Description	1 meter				2 meter			
	H x W	Cat. No.(Standard slot Grey)	M.R.P. (₹) Per Unit	Std. Pkg.	Min Order Qty	Cat. No.(Standard slot Grey)	M.R.P. (₹) Per Unit	Std. Pkg.
A 15 x 15	WWA1515SG	72	100	100	WWA1515SG2	144	64	64
A 15 x 25	WWA1525SG	99	100	100	WWA1525SG2	198	64	64
A 25 x 25	WWA2525SG	119	70	70	WWA2525SG2	238	48	48
A 30 x 25	WWA3025SG	131	70	70	WWA3025SG2	262	48	48
A 40 x 30	WWA4030SG	165	75	75	WWA4030SG2	330	32	32
A 45 x 25	WWA4525SG	167	75	75	WWA4525SG2	334	40	40
A 45 x 30	WWA4530SG	168	50	50	WWA4530SG2	336	32	32
A 45 x 45	WWA4545SG	211	50	50	WWA4545SG2	422	18	18
A 45 x 60	WWA4560SG	256	50	50	WWA4560SG2	512	12	12
A 60 x 25	WWA6025SG	211	50	50	WWA6025SG2	422	18	18
A 60 x 45	WWA6045SG	249	50	50	WWA6045SG2	498	18	18
A 60 x 60	WWA6060SG	296	32	32	WWA6060SG2	592	12	12
A 60 x 120	WWA60120SG	1005	18	90	WWA60120SG2	2010	8	80
A 75 x 45	WWA7545SG	310	40	40	WWA7545SG2	620	12	12
A 75 x 75	WWA7575SG	435	32	32	WWA7575SG2	870	12	12
A 80 x 80	WWA8080SG	489	25	25	WWA8080SG2	978	12	12
A 100 x 100	WWA100100SG	789	18	18	WWA100100SG2	1578	8	40

Type A

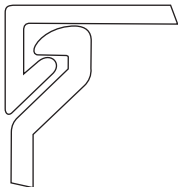


Specially designed profiles of duct and cover for fast and efficient locking.

A Type

- * Snap fit cover
- * Easy to remove

Type B



Non slip cover design of minimum encumbrance and maximum grip



B Type

- * Non - slip cover
- * Positive locking

Description	1 meter				2 meter			
	W x H	Cat. No. (Standard slot)	M.R.P. (₹) Per Unit	Std. Pkg.	Min Order Qty	Cat. No. (Standard slot)	M.R.P. (₹) Per Unit	Std. Pkg.
B 25 x 25	WWB2525SG	124	70	70	WWB2525SG2	248	36	36
B 25 x 30	WWB2530SG	131	100	100	WWB2530SG2	262	36	36
B 25 x 40	WWB2540SG	161	75	75	WWB2540SG2	322	36	36
B 25 x 45	WWB2545SG	167	75	225	WWB2545SG2	334	36	108
B 25 x 60	WWB2560SG	211	50	50	WWB2560SG2	422	18	18
B 25 x 80	WWB2580SG	288	50	50	WWB2580SG2	576	18	18
B 25 x 100	WWB25100SG	366	25	25	WWB25100SG2	732	18	18
B 30 x 20	WWB3020UG	161	100	200	WWB3020UG2	322	36	180
B 30 x 80	WWB3080SG	398	50	200	WWB3080SG2	796	18	90
B 40 x 40	WWB4040SG	211	50	50	WWB4040SG2	422	18	18
B 45 x 45	WWB4545SG	219	50	50	WWB4545SG2	438	18	18
B 40 x 60	WWB4060SG	256	50	50	WWB4060SG2	512	18	18
B 40 x 80	WWB4080SG	304	50	50	WWB4080SG2	608	18	18
B 40 x 100	WWB40100SG	381	25	25	WWB40100SG2	762	12	12
B 45 x 20	WWB4520UG	168	75	225	WWB4520UG2	336	36	180
B 50 x 100	WWB50100SG	439	30	90	WWB50100SG2	878	12	60
B 60 x 20	WWB6020UG	230	50	200	WWB6020UG2	460	18	90
B 60 x 40	WWB6040SG	256	50	50	WWB6040SG2	512	18	90
B 60 x 60	WWB6060SG	304	50	50	WWB6060SG2	608	12	12
B 60 x 80	WWB6080SG	395	40	40	WWB6080SG2	790	12	12
B 60 x 100	WWB60100SG	520	30	30	WWB60100SG2	1040	8	8
B 72 x 64	WWB7264SG	365	32	96	WWB7264SG2	730	18	90
B 75 x 75	WWB7575SG	514	32	96	WWB7575SG2	1028	8	40
B 75 x 100	WWB75100SG	536	25	75	WWB75100SG2	1072	8	40
B 80 x 40	WWB8040SG	310	50	100	WWB8040SG2	620	12	60
B 80 x 60	WWB8060SG	410	40	80	WWB8060SG2	820	12	60
B 80 x 80	WWB8080SG	511	32	32	WWB8080SG2	1022	12	12
B 80 x 100	WWB80100SG	574	24	24	WWB80100SG2	1148	8	8
B 100 x 60	WWB10060SG	489	30	30	WWB10060SG2	978	8	8
B 100 x 80	WWB10080SG	574	25	25	WWB10080SG2	1148	8	8
B 100 x 100	WWB100100SG	835	18	18	WWB100100SG2	1670	8	8
B 120 x 80	WWB12080SG	813	18	90	WWB12080SG2	1626	8	40
B 150 x 100	WWB150100SG	1044	12	48	WWB150100SG2	2088	4	40
B 150 x 150	WWB150150SG	2269	8	80	WWB150150SG2	4538	2	40

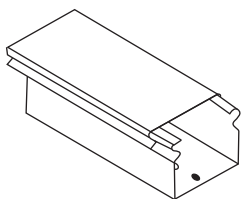
Note : 1) For any special colour request additional 10% will be charged on price. For cut length additional 10% will be charged.
 2) Thin / Unslot will be supplied on request. For thin slot replace the cat. number ending with SG by TG,
 For un slotted channel replace the cat. number ending with SG by UG. MRP will be same as standard slot.

Additional Covers for Cable Duct

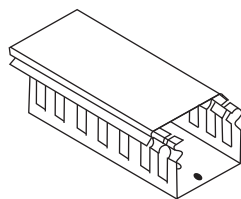
(Cable duct comes with default covers, following are spare offerings)

Description	Cat. No.	M.R.P. (₹) Per Unit
Cover for 15 mm A type	CCA15SG	33
Cover for 25 mm A type	CCA25SG	52
Cover for 30 mm A type	CCA30SG	63
Cover for 45 mm A type	CCA45SG	97
Cover for 60 mm A type	CCA60SG	118
Cover for 75 mm A type	CCA75SG	148
Cover for 80 mm A type	CCA80SG	176
Cover for 100 mm A type	CCA100SG	215
Cover for 25 mm B type	CCB25SG	52
Cover for 30 mm B type	CCB30SG	63
Cover for 40 mm B type	CCB40SG	79
Cover for 45 mm B type	CCB45SG	97
Cover for 50 mm B type	CCB50SG	118
Cover for 60 mm B type	CCB60SG	118
Cover for 72 mm B type	CCB72SG	148
Cover for 75 mm B type	CCB75SG	148
Cover for 80 mm B type	CCB80SG	176
Cover for 100 mm B type	CCB100SG	215
Cover for 120 mm B type	CCB120SG	230
Cover for 150 mm B type	CCB150SG	269

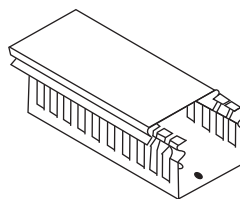
Slotting Styles (A & B Types)



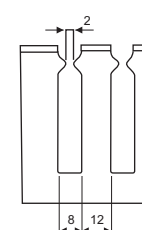
Unslotted
(US)



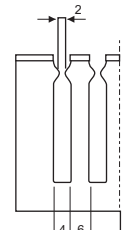
Standard Slotted
(S)



Thin Slotted
(T)



Standard Slot



Thin Slot

DC Switches

- Available from 16A to 500A
- Used for railway coaches lighting & fan circuits switching, all DC power circuits - Railways, Telecommunications & Power plants, Battery charging equipment
- Please contact nearest branch office for prices



These products are manufactured by **salzer**

Disclaimer

Every effort as to the correctness or sufficiency of the information and data contained in the catalogue is made. We however cannot accept any liability for the accuracy or completeness of the information and data provided. No claims in this regard shall consequently be accepted.

We reserve the right to make changes, without prior notice, in the catalogue.

Products with CAT no. having, with or without, dot as suffix are same.

Panel Mounted Earth Leakage Relay with CBCT



A Reliable Safety Device for Protection Against Earth Leakages


- Seven segment LED display for Earth Leakage indication
- Pre-alarm indication on 60% of leakage current setting with dedicated 1C/O + Earth leakage fault indication with 1 C/O.
- Discrete LED indication for Power ON, Alarm and Fault.
- 19 levels of current settings using combination of potentiometer and dip switches on the front facia.
- Wide range of earth leakage current 30 mA to 30 A
- Nano Crystalline CBCT measures the leakage current to the highest accuracy
- Available with RS485 port

Customer Interaction Center (CIC)

BSNL / MTNL (toll-free): 1800 233 5858 Reliance (toll-free): 1800 200 5858
Tel: 022 6774 5858 Email: cic@Lntebg.com Web: www.Lntebg.com


Timing Devices, Supply Monitors & ELR

Timers [9107]

Micon 175	Type	Time	Voltage	Contact Arrangement	Cat. No.	M.R.P. (₹) Per Unit
		ON Delay	0.3 sec - 30 hrs	240 VAC/24 VAC/DC	1 C/O	12ODT4
110 VAC/24 VAC/DC				11ODT4		1170
12 VDC				15ODT4		955
ON Delay & Interval	0.1 sec - 100 hrs	240 VAC/24 VAC/DC	1 C/O	12WDT4	930	
Star Delta Timer	3 sec - 120 sec	240 VAC	1 NO (Star)+1 NO (Delta)	12SDT0	850	
	3 sec - 30 sec	240 - 415 VAC	1 C/O (Star)+1 C/O (Delta)	14SDT1S	1235	
Signal OFF Delay	0.3 sec - 30 hrs	240 VAC/24 VAC/DC	1 C/O	12RDT4	880	
		12 VDC		15DDT4	955	
Multifunction Timer	0.1 sec - 100 hrs	12 - 240 VAC/DC	1 C/O	1CMDT0	1495	
			2 C/O	1CMDTF	1590	
Asymmetrical ON/OFF & OFF/ON	0.1 sec - 100 hrs	12 - 240 VAC/DC	1 C/O	1CJDT0	1495	
One Shot	0.3 sec - 30 hrs	110 VAC/24 VAC/DC	1 C/O	11BDT4	1110	
		240 VAC/24 VAC/DC		12BDT4	1110	
		12 VDC		15BDT4	1170	
Forward Pause Reverse Timer	ON time : 6 sec -60 min Pause time : 0.1 sec-200 sec	12 - 240 VAC / DC	2 C/O	1CZDTF	1590	

Pause time for Micon 175 star delta timer is 60 msec

1CMDT0 contains ON Delay, Impulse, Signal ON delay, Cyclic ON/OFF, Cyclic OFF/ON, Signal OFF Delay, Signal OFF/ON, Accumulative Delay ON signal, Impulse ON/OFF, Leading edge impulse, Trailing edge impulse, Leading edge Bistable

Micon 225	Type	Timing Range	Voltage	Contact Arrangement	Cat. No.	M.R.P. (₹) Per Unit
		ON Delay	0.1 sec - 10 hrs	24 - 240 VAC/DC	2 C/O	2AODT5
Star Delta Timer		3 sec - 120 sec	24 - 240 VAC/DC	1 NO (Star)+1 NO (Delta)	2ASDT0	1430
			240 - 415 VAC		2BSDT0	1680
Multifunction Timer		0.1s to 120 days	24 - 240 VAC/DC	2 C/O (1 Inst+1 Delayed)	2A8DT6	1525
Multifunction Multirange		0.1 sec - 10 hrs	24 - 240 VAC/DC	2 C/O	2A5DT5	1510
			240 - 415 VAC		2B5DT5	1820
Signal Base Multi function - Multirange		0.1 sec - 10 hrs	24 - 240 VAC/DC	1 C/O	2ANDT0	1605
Multifunction Timer 6 Functions		0.1 sec - 10 hrs	24 - 240 VAC/DC	2 C/O (1 Inst+1 Delayed for 6th Mode)	2A6DT6	1620
	240 - 415 VAC		2B6DT6		1655	
True OFF Delay	0.6 sec - 600 sec	24 - 240 VAC/DC	2 C/O	23GDT0	2375	
Asymmetrical ON/OFF	0.1 sec - 10 hrs	24 - 240 VAC/DC	2 C/O	2AADT5	1710	


Pause time for Micon 225 star delta timer is 60 msec, 90 msec, 120 msec, 150 msec

Major timing functions


2A5DT5, 2B5DT5, 2A6DT6* and 2B6DT6* contains ON Delay, Interval, Cyclic ON/OFF, Cyclic OFF/ON, One Shot, ON Delay, On Delay (1 Inst + 1 Delayed)*

2ANDT0 contains ON Delay, Interval, Signal ON Delay, Accumulative ON Delay, Signal OFF Delay, Signal OFF/ON Delay, Leading edge impulse


2A8DT6 contains ON Delay, Impulse, Signal ON delay, Signal OFF delay, Step mode, One shot, Interval, Cyclic ON/OFF, Cyclic OFF/ON, Signal OFF Delay, Accumulative Delay ON signal, Impulse ON/OFF.


Digital Timer DIGICON 	Functions	Time	Voltage	Contact Arrangement	Cat. No.	M.R.P. (₹) Per Unit
	8 Functions	0.1 sec - 999 hrs	24 - 240 VAC/DC	1 C/O	V0DDTS	1615
			24 - 240 VAC/DC	2 NO	V0DDTD	1615
	18 Functions	0.1 sec - 999 hrs	24 - 240 VAC/DC	1 C/O	V0DDTS1	1830
24 - 240 VAC/DC			2 NO	V0DDTD1	1830	

V0DDTS and V0DDTD contains On Delay, Signal OFF Delay, Cyclic ON/OFF, Signal OFF/ON, Cyclic OFF/ON, Interval, Signal ON/OFF, One Shot output
V0DDTS1 and V0DDTD1 contains ON Delay, Cyclic OFF/ON, Cyclic ON/OFF, Impulse on energizing, Accumulative Delay ON Signal, Accumulative Delay on Inverted signal, Accumulative Impulse ON signal, Signal ON Delay, Inverted Signal On delay, Signal OFF Delay, Impulse ON/OFF, Signal OFF/ON, Leading edge impulse, Trailing edge impulse, Delayed impulse, Negative edge impulse.


Motor Restart Timer 	Type	Timer	Voltage	Contact Arrangement	Cat. No.	M.R.P. (₹) Per Unit
	Motor Restart Timer	Memory time Tm: 0.2 to 6 sec	110 VAC	1 C/O	23LDT0	1785
		Delay time Td: 0.2 to 60 sec	240 VAC		22LDT0	1785

Time Switches [9107]

FM1 / Quartz  150 Hrs Battery Backup	Product Description			Cat. No.	M.R.P. (₹) Per Unit
	FM1 / Quartz Daily	240 VAC Base/DIN Mounting		J648B1	2450
		110 VAC Base/DIN Mounting		J638B1	3330
		240 VAC Flush Mounting		J648F1	3095
		110 VAC Flush Mounting		J638F1	3230
	FM1 / Quartz Weekly	240 VAC Base/DIN Mounting		J848B1	3330
		110 VAC Base/DIN Mounting		J838B1	3330
		240 VAC Flush Mounting		J848F1	3225
		110 VAC Flush Mounting		J838F1	3225

Digital Time Switch  Crono Pro Crono / Pulse	Product Description			Cat. No.	M.R.P. (₹) Per Unit
	Time Switch (Crono)	110 - 240 VAC 1 C/O Base/DIN 25 ON/OFF Each		67DDT0	2245
		24 VDC 1 C/O Base/DIN 25 ON/OFF Each		6GHDT0	2590
		12 VDC 1 C/O Base/DIN 25 ON/OFF Each		69HDT0	2730
	Time Switch (Crono Pro)	110 - 240 VAC 2 C/O Base/DIN 50 ON/OFF Each		WT2DCDS	3195
	Time Switch (Pulse) *	110 - 240 VAC 1 C/O Base/DIN 16 Pulse		67DDT9	2425
		24V DC 1 C/O Base /Din 16 Pulse		6GHDT9	2745
12V DC 1 C/O Base /Din 16 Pulse		69HDT9	2885		

* For bell and siren application

Astro  Astro Pro Astro Mini	Product Description			Cat. No.	M.R.P. (₹) Per Unit
	Astro Mini	110 - 240 VAC 1 Phase - 2W 1 C/O , Base/Din		T2DDT7	4200
	Astro Pro	110 - 240 VAC 1 Phase - 2W 2 C/O , Base/Din 50 ON/OFF Each		AS2DCDS	5710
	Astro	110 - 240 VAC 3 Phase - 4W 3 Channel 3 N/O , Base/Din		T3DDT0	10300



Note : Astro Mini / Astro Pro is used for lighting control based on sunrise / sunset timings by latitude / longitude settings.

Supply Monitoring Devices [9032]

- SPP includes single phasing, phase sequence and phase unbalance monitoring with auto reset



Voltage Monitoring Relay Series	Type	Supply Monitoring Type	Time delay	Asymmetry	Voltage & Contact Arrangement	Cat. No.	M.R.P. (₹) Per Unit				
	 <p>SM 301</p>	SM301 (3Ph, 3W)	Single Phasing Preventor (SPP*) Fail Safe Type	ON Delay 2 sec and OFF Delay 7 sec	65 VAC Asymmetry	415 VAC, 1 C/O	MA51BC	985			
					415 VAC, 2 C/O	MC21B5	1440				
40 VAC Asymmetry					415 VAC, 1 C/O	MA51BK	995				
 <p>SM 500</p>	SM301 (3Ph, 3W)	Phase loss monitoring Non Fail Safe Type	OFF Delay 500 msec and Recover Delay 2 Sec	30% Fixed	415 VAC, 1 C/O	MA59B5	1130				
						Selectable Under Voltage + Selectable Over Voltage	Selectable ON Delay (0 to 15 min)	-	240 VAC, 1 C/O	MD71B9	1480
							Selectable ON Delay (0 to 15 sec)	-		MD71BH	1480
 <p>SM 500 with Neutral Loss Protection</p>	SM500 (3 Ph / 1 Ph, 4W)	Single Phasing Preventor + Selectable Under Voltage + Selectable Over Voltage	Selectable OFF Delay (0 to 15 sec)	-	240 VAC, 2 C/O	MD71BF	1735				
			Selectable ON Delay (0 to 15 min) & OFF Delay 5 sec	Phase Asymmetry 10% fixed		MG73B9	1815				
			Selectable ON Delay (0 to 15 sec) & OFF Delay 5 sec	Phase Asymmetry 10% fixed							
		Selectable OFF Delay (0 to 15 sec) & ON Delay 5 sec	Phase Asymmetry 10% fixed	MG73BH	1815						
		SPP + UV/OV, with fixed UV (173 V) & OV (288 V)	Selectable ON (10 Sec) and OFF Delay (5 Sec)	Phase Asymmetry 20% fixed	MG73BF	1815					
 <p>SM 501</p>	SM500 (3 Ph, 4W)	SPP + Selectable UV + Selectable OV with Neutral Loss Protection	ON Delay 5 sec and OFF Delay 5 sec, 500ms-1s for Neutral fail	94 VAC Asymmetry	415 VAC, 3 Ph 4W, 2 C/O	MG73BR	1815				
		SPP + Under Voltage (80% of ϕ)	Single Phasing Preventor + Selectable Under Voltage + Selectable Over Voltage	Selectable ON Delay and OFF Delay 15 sec	Selectable Asymmetry (5% to 17%)	415 VAC, 2 C/O	MAC04 D0100	1815			
				Selectable ON Delay 15 sec & OFF Delay 5 sec	Phase Asymmetry 10%		MB53BM	1850			
				Selectable OFF Delay 15 sec & ON Delay 5 sec	Phase Asymmetry 10%		MG53BH	1850			
				ON Delay 5 sec and OFF Delay 5 sec	65 VAC Asymmetry		MG53BF	1850			
ON Delay 3 min and OFF Delay 5 sec UV 85% of ϕ OV 110% of ϕ	Phase Asymmetry 10%	MG53BI	1740								
 <p>SM 800</p>	SM 800 (3PH/ 3W, 4W)	Single Phasing Preventor+ Selectable Under Voltage + Selectable Over Voltage + Neutral Loss (Applicable for 3P4W).	Power ON Delay (0 to 999 sec) , OFF Delay (0.1 to 999 sec) & ON delay (0.5 to 999 sec)	Voltage: 5 to 99 VAC (Default 60V) , Percentage : 2 to 50% (Default 10%)	145-500 VAC (Line Voltage), 1C/O	DMS110	1820				
					145-500 VAC (Line Voltage), 2C/O	DMS120	1920				
					85-300 VAC/DC (Auxiliary Supply) (P-N), 2 C/O	DMA220	2120				
 <p>SM 600 (MMR)</p>	SM 600 (3P, 3W)	Phase loss+ Phase Sequence +Phase Asymetry + UV + OV+3 phase interruption	Power ON delay (5s Fixed),ON delay (1-30 sec or Fixed), OFF delay (0.1 - 30 sec or Fixed)	Voltage +_ 1% of set value	500V -1000V AC 2 C/O	SMB110	8550				


Note: 3 Ph 3W - 3 Phase 3 Wire system; 3 Ph 4W - 3 Phase 4 Wire system.


Voltage Monitoring Relay Series	Type	Supply Monitoring Type	Time Delay	Asymmetry	Voltage & Contact Arrangement	Cat. No.	M.R.P. (₹) Per Unit	
 <p>SM175 3 Ph, 3W</p>	SM175 (3 Ph, 3W)	Phase loss + Phase Sequence Monitoring	ON Delay 500 msec & OFF Delay 100 msec	-	208 - 480 VAC, 1 C/O (Steps of 208 - 220 - 380 - 400 - 415 - 440 - 480 VAC)	MK21D5	1165	
			ON Delay 500 msec & OFF Delay 100 msec	Phase Asymmetry (30% fixed)		MC21D5	1165	
			ON Delay 5 sec & OFF Delay 100 msec (0 to 15s Selectable)	Phase Asymmetry (5% to 15% variable)		MA21DN	1520	
	SM175 (3 Ph, 4W)	Phase loss+ Phase Sequence+ Under Voltage + Over Voltage (UV:-2% to -22% of $\frac{U_n}{\sqrt{3}}$, OV: 2% to 22% of $\frac{U_n}{\sqrt{3}}$)	Phase Loss + Phase Sequence + Under Voltage + Over Voltage monitoring (UV: -2% to -20% of $\frac{U_n}{\sqrt{3}}$, OV: 2% to 20% of $\frac{U_n}{\sqrt{3}}$)	ON Delay 5 sec and Selectable OFF Delay (0 to 15 sec)		-	MD21DF	1520
				Selectable ON Delay (0.5 to 15 sec) and OFF Delay 5 sec		Phase Asymmetry (10% fixed)	MG21DH	1700
				ON Delay 5s and Selectable OFF Delay (0 to 15 sec)			MG21DF	1700
 <p>SM175 3 Ph, 4W</p>	SM175 (3 Ph, 4W)	Phase loss+ Phase Sequence+ Under Voltage + Over Voltage (UV:-2% to -22% of $\frac{U_n}{\sqrt{3}}$, OV: 2% to 22% of $\frac{U_n}{\sqrt{3}}$)	Selectable ON delay (0 to 15 Sec), Selectable OFF delay (0 to 15 sec)	Phase Asymmetry (10% fixed)	120 to 277 VAC (3P, 4W), 1 C/O	MAG03D0424	1850	
					Phase loss+ Phase Sequence+ Under Voltage + Over Voltage (UV:-5% to -25% of $\frac{U_n}{\sqrt{3}}$ / 60% of $\frac{U_n}{\sqrt{3}}$ (Fixed), OV: 5% to 25% of $\frac{U_n}{\sqrt{3}}$ / 110% of $\frac{U_n}{\sqrt{3}}$ (Fixed))	240 VAC (3P, 4W), 1 C/O	MAG03D0425	1850
						Phase loss+ Phase sequence+ Under Voltage + Over Voltage (UV:-5% to -25% / 80% of $\frac{U_n}{\sqrt{3}}$ (Fixed), OV: 110% of $\frac{U_n}{\sqrt{3}}$ (Fixed))	Selectable ON delay (0 to 15 sec/min), Selectable OFF delay (0 to 15 sec/min)	Phase Asymmetry (10% fixed/ 5% to 25% Selectable)
	SM175 (3 Ph, 3W)	Phase loss Monitoring	ON delay 750 msec & OFF delay 500 msec	Phase Asymmetry (30% fixed)	415 VAC, 1 C/O	MAG03D0427	1240	

Current Monitoring relay (CMR)


- Microprocessor based relay protects against Overload, Phase reverse, Phase loss, Phase unbalance faults
- Auto/ Manual reset selection
- Fail- safe protection with inbuilt CT upto 45A
- Inverse time model with underload, locked rotor protection and selectable trip class (10A, 10, 20, 30)
- Definite time model with underload and selectable start and trip time

Current Monitoring relay	Phase	Type	Current & Contact Arrangement	Cat. No.	M.R.P. (₹) Per Unit		
 	3 Phase	Inverse Time Current Monitoring Relay	2 - 5A 1 C/O	17A422CB0	2080		
			3 - 9A, 1 C/O	17A122CB0			
			8 - 24A, 1 C/O	17A222CB0			
			15 - 45A, 1 C/O	17A322CB0			
		Definite Time Current Monitoring Relay	2 - 5A 1 C/O	17B422AA0			
			3 - 9A, 1 C/O	17B122AA0			
			8 - 24A, 1 C/O	17B222AA0			
			15 - 45A, 1 C/O	17B322AA0			
		Definite Type / Instant Trip	2 - 5A 1 C/O	17B422PA0			
		1 Phase	Inverse Time Current Monitoring Relay	2 - 5A 1 C/O		17C412EB0	2035
				3 - 9A, 1 C/O		17C112EB0	
				8 - 24A, 1 C/O		17C212EB0	
15 - 45A, 1 C/O	17C312EB0						
Definite Time Current Monitoring Relay	2 - 5A 1 C/O		17D412DA0				
	3 - 9A, 1 C/O		17D112DA0				
	8 - 24A, 1 C/O		17D212DA0				
	15 - 45A, 1 C/O		17D312DA0				

Frequency Monitoring Relay Series 	Relay Type	Time Delay	Voltage & Contact Arrangement	Cat. No.	M.R.P. (₹) Per Unit
	Over Frequency Monitoring Relay	ON Delay and OFF Delay of 500 ms (Fixed)	110 - 240 VAC, 1 C/O	MI81BJ	2380
			220 - 440 VAC, 1 C/O	MI91BJ	2380
	Under/Over Frequency Monitoring Relay	ON Delay (Fixed) and OFF Delay Selectable	110 - 240 VAC, 1 C/O	MI81BL	2600
220 - 440 VAC, 1 C/O			MI91BL	2600	

PTC Thermistor Relay Series 	Relay Type	Description	Cat. No.	M.R.P. (₹) Per Unit	
	Thermistor Relay		110 - 240 VAC, 2 C/O	MJ83BK	2020
			220 - 440 VAC, 2 C/O	MJ93BK	2040
			24 VAC/DC, 2 C/O	MJA3BK	2360
			110 - 240 VAC, 1 C/O	MJ81BK	1865
			220 - 440 VAC, 1 C/O	MJ91BK	1895

Electro Mechanical Timers [9107]


EM 1000 	Product Description	Cat. No.	M.R.P. (₹) Per Unit
	EM 1000 ON Delay Auto Reset Synchronous Timer Single Range	B□□□□□	Table-1
	EM 1000 Timing Ranges (SR) B 0.15 - 3.0 sec C 1.5 - 30 sec D 0.15 - 3.0 min E 1.5 - 30 min F 0.15 - 3.0 hrs G 1.5 - 30 hrs H 0.3 - 6.0 sec J 3.0 - 60 sec K 0.3 - 6.0 min L 3.0 - 60 min M 0.3 - 6.0 hrs N 3.0 - 60 hrs P 0.6 - 12 sec Q 6.0 - 120 sec R 0.6 - 12 min S 6.0 - 120 min T 0.6 - 12 hrs V 6 - 120 hrs Timing Ranges (MR) X 0.15 sec - 3.0 hrs Y 0.3 sec - 6.0 hrs Z 0.6 sec - 12.0 hrs Voltage 3 110 VAC 50 Hz 4 240 VAC 50 Hz C 110 VAC 60 Hz D 240 VAC 60 Hz	Delay 1 Standard ON delay 2 With 'NO VOLT' Mounting B Base Mounting F Flush (door) Mtg. Contact 1 1 Inst + 1 Del C/O 2 1 Inst + 2 Del C/O Price *270 *260	

*Add to basic Price.
Contact : 240 VAC 6A (Resistive)

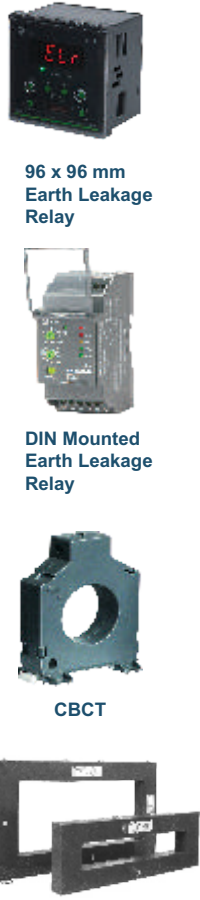
Table - 1

Single Range (SR) (In sec/min/hrs)	M.R.P. (₹) Per Unit for Single Range (SR) (In sec/min/hrs)	Multi Range (MR) with 5 Ranges	M.R.P. (₹) Per Unit
0.15 - 3	4320	0.15 sec - 3 hrs	5125
0.3 - 6		0.3 sec - 6 hrs	
0.6 - 12		0.6 sec - 12 hrs	
1.5 - 30			
3.0 - 60			
6.0 - 120			

Hour Meter & Counter [9029]

Hour Meters	Product Description	Cat. No.	M.R.P. (₹) Per Unit														
	HM36, 85 - 265 VAC Flush Mounting	LA25F1	760														
	HM 36, 10 - 80 VDC Flush Mounting	LD17F1	1155														
	HM36, 92 - 264 / 270 - 460 VAC Base - DIN Mounting	30A6B1	835														
	HM36, 10 - 80 VDC Base/DIN Mounting	30D1B1	1155														
	Digital Hour Meter/Digital Counter (Resettable)	Z□□FB□	1385														
<p>Hour Meter / Counter Z □ □ FB □</p> <table border="0"> <tr> <td>Voltage</td> <td>Bezel</td> </tr> <tr> <td>H 10 - 80 VDC</td> <td>1 Hour Meter</td> </tr> <tr> <td>7 85 - 265 VAC</td> <td>2 Counter</td> </tr> <tr> <td>J 12 - 48 VAC/DC</td> <td></td> </tr> <tr> <td></td> <td>A Round</td> </tr> <tr> <td></td> <td>B 24 x 48</td> </tr> <tr> <td></td> <td>C Screw Mount</td> </tr> </table>				Voltage	Bezel	H 10 - 80 VDC	1 Hour Meter	7 85 - 265 VAC	2 Counter	J 12 - 48 VAC/DC			A Round		B 24 x 48		C Screw Mount
Voltage	Bezel																
H 10 - 80 VDC	1 Hour Meter																
7 85 - 265 VAC	2 Counter																
J 12 - 48 VAC/DC																	
	A Round																
	B 24 x 48																
	C Screw Mount																

Earth Leakage Relay [9032]

Earth Leakage Relays	Current Range	Type	Voltage & Contact Arrangement	Cat. No.	M.R.P. (₹) Per Unit
 <p>96 x 96 mm Earth Leakage Relay</p> <p>DIN Mounted Earth Leakage Relay</p> <p>CBCT</p> <p>Rectangular CBCT</p>	30mA - 30A	Panel mounted (96 x 96 mm) Earth Leakage Relay	110 - 240 VAC/DC, 1 C/O (Pre-alarm) + 1 C/O (Fault)	17K716QF4N	3745
			110 - 240 VAC/DC, 1 C/O (Pre-alarm) + 1 C/O (Fault) with RS 485	17K716QF4M	5380
			240 - 415 VAC/DC, 1 C/O (Pre-alarm) + 1 C/O (Fault)	17K726QF4N	3745
			240 - 415 VAC/DC, 1 C/O (Pre-alarm) + 1 C/O (Fault) with RS 485	17K726QF4M	5380
		DIN mounted Earth Leakage Relay	110 - 240 VAC, 110 VDC, Manual reset	17G715GF2	3420
			220 - 415 VAC, 220 VDC, Manual reset	17G745GF2	
			15 VDC, Manual reset	17G755GF2	
			110 - 240 VAC, 110 VDC, Auto reset	17G715KF2	
			220 - 415 VAC, 220 VDC, Auto reset	17G745KF2	
			15 VDC, Auto reset	17G755KF2	
		CBCT (moulded case) for Type A & AC Current	38 mm ID	17H7NNHN3	1175
			57 mm ID	17H7NNIN3	1590
			70 mm ID	17H7NNQN3	1805
			92 mm ID	17H7NNJN3	1975
			120 mm ID	17H7NNLN3	2060
			210 mm ID	17H7NNKN3	3885
		CBCT (moulded case) for Type AC Current	38 mm ID	17H7NNRN3	880
			57 mm ID	17H7NNVN3	985
70 mm ID	17H7NNSN3		1045		
92 mm ID	17H7NNTN3		1395		
120 mm ID	17H7NNUN3		1620		
Rectangular CBCT (moulded case) for Type AC Current	300 x 50 mm ID	17H9NNWN0	7755		
	350 x 150 mm ID	17H9NNXN0	9435		

CBCT for Type AC : For applications with sinusoidal alternating current from 30mA to 30 A.

CBCT for Type A and AC : For applications with sinusoidal alternating current (from 30mA to 30A) & pulsating DC current (from 30mA to 3A).

Please contact nearest branch office for requirements of higher dimension CBCTs.

These products are manufactured by



www.gicindia.com

Disclaimer for Timing Devices and Supply Monitors

Every effort as to the correctness or sufficiency of the information and data contained in the catalogue is made. We however cannot accept any liability for the accuracy or completeness of the information and data provided. No claims in this regard shall consequently be accepted.

We reserve the right to make changes, without prior notice, in the catalogue.

Products with CAT no. having, with or without, dot as suffix are same.



Switch to the best.. Gen Next Pro LED Indicator

- Best in class illumination
- SMD LED cluster technology
- Inbuilt Low Voltage Glow Protection
- Terminals designed to accomodate 2 lugs of 2.5 sq. mm each

Customer Interaction Center (CIC)

BSNL / MTNL (toll-free): 1800 233 5858 Reliance (toll-free): 1800 200 5858
Tel: 022 6774 5858 Email: cic@Lntebg.com Web: www.Lntebg.com


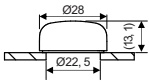

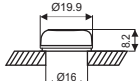
Modular Remote Control Units

Note: All Cat.No. to be ordered in multiple of Standard Packing : 10, Except for Push Button Stations.

Gen Next Series


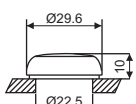

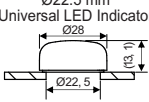
Gen Next LED Indicator [8531]

- Surface Mounted Device LED technology
- Low Power consumption < 1W
- Surge & Low Voltage Glow Protection (LVGP)

Gen Next Pro Ø22.5 mm in Cluster design	Description	Cat. No.	Colour (4 th Digit)	Voltage (5 th , 6 th , 7 th & 8 th Digit)	M.R.P. (₹) Per Unit
 	Gen Next Pro LED Indicator 22.5 mm	EPL□□□□□	R-Red G-Green Y-Yellow A-Amber B-Blue W-White	012C - 12 VAC/DC 024C - 24 VAC/DC 030C - 30 VAC/DC 048C - 48 VAC/DC 064C - 64 VAC/DC 110A - 110 VAC 110D - 110 VDC 240A - 240 VAC 220D - 220 VDC	127 219 Blue & White
				415A - 415 VAC	159 271 Blue & White
 	Gen Next LED Indicator 16 mm	SIL□□□□□	R-Red G-Green Y-Yellow A-Amber B-Blue W-White	012C - 12 VAC/DC 024C - 24 VAC/DC 030C - 30 VAC/DC 048C - 48 VAC/DC 064C - 64 VAC/DC 110C - 110 VAC/DC 240A - 240 VAC	143 239 Blue & White


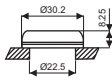

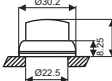

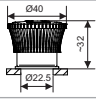

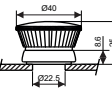
Note * - LED Indicator for Flame Proof Panel application available on request.

Universal LED Indicator [8531]


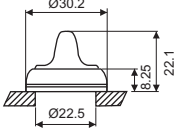







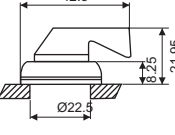







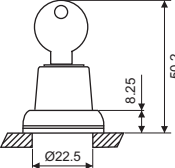







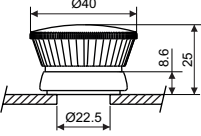

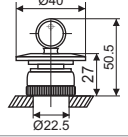

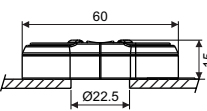
Gen Next Ø22.5 mm Universal LED Indicator	Description	Cat. No.	Colour (8 th Digit)	Voltage (9 th , 10 th , 11 th & 12 th Digit)	M.R.P. (₹) Per Unit
 	Gen Next Universal Voltage LED indicator	EG0100L□□□□□	R-Red G-Green Y-Yellow A-Amber B-Blue W-White	224C-24 to 240V AC/DC 424C-40 to 240V AC/DC	381 457 Blue & White
				224C-24 to 240V AC/DC	381 457 Blue & White
 	Gen Next Pro Universal LED indicator	EPL□□□□□		224C-24 to 240V AC/DC	381 457 Blue & White


Gen Next Push Button & Selector Actuators Ø 22.5 mm [8538]

- Snap Mounting with compact contact blocks (EC1C & EC2C)
- Max 3 row x 3 column stackable contact blocks

	Description	Cat. No.	Colour (4 th Digit)	M.R.P. (₹) Per Unit
 	Flush Head	EMN□FD1	R-Red G-Green C-Black Y-Yellow W-White B-Blue A-Amber F-Gray	79
 	Projecting Head Push Function	EMN□PD1	R-Red G-Green C-Black Y-Yellow W-White B-Blue A-Amber F-Gray	80
 	Mushroom Head 'Push - Turn Function'	EMN□MH1	R-Red G-Green C-Black Y-Yellow	156
 	Mushroom Head 'Push - Function'	EMN□MD1	R-Red G-Green C-Black Y-Yellow	113

Gen Next Push Button & Selector Actuators Ø 22.5 mm [8538]



	Description	Cat. No.	Colour (4 th Digit)	M.R.P. (₹) Per Unit
 	Symmetric Head	2 Position  Non Spring Return EMN□SK1	R-Red G-Green C-Black W-White	223
		 Spring Return EMN□SI1		
		3 Position  Non Spring Return EMN□SL1		235
		 Spring Return EMN□SJ1		
		 Spring Return L. H. EMN□SM1		
		 Spring Return R. H. EMN□SN1		
 	Lever Head	2 Position  Non Spring Return EMN□LK1	R-Red W-White C-Black	223
		 Spring Return EMN□LI1		
		3 Position  Non Spring Return EMN□LL1		235
		 Spring Return EMN□LJ1		
		 Spring Return L. H. EMN□LM1		
		 Spring Return R. H. EMN□LN1		
 	Lock & Key Rotary Type	2 Position  Non Spring Return EMN□KK1	C-Black	320
		 Spring Return EMN□KI1		
		3 Position  Non Spring Return EMN□KL1		335
		 Spring Return EMN□KJ1		
		 Spring Return L. H. EMN□KM1		
		 Spring Return R. H. EMN□KN1		
 	Push Pull	EG02MG0□	R-Red	309
 	Mushroom Head Lock And Key Actuator	EG02MQ0R00	R-Red	349
 	Twin Touch with Black centre strip	EG02TD0I	—	159



Note :

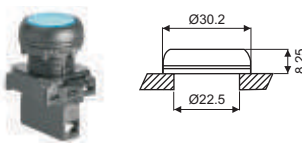
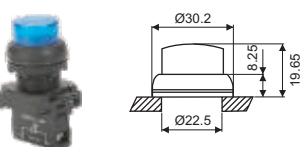
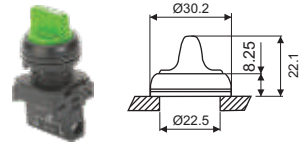




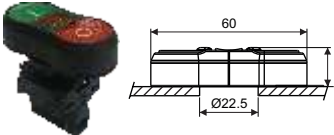
- Actuators & Selector Actuators with black ABS collar are offered as Standard
- Actuators (except Mushroom Head Push - Pull Actuators) are also available with chrome plated ABS & Brass collar Non-Illuminated Actuator
 - For PU Coated ABS Collar replace 7th digit 1 by 2 eg. : **EMNPD2**
 - For Brass Metal Collar replace 7th digit 1 by 3 eg. : **EMNPD3** (Please contact nearest branch office for MRP)
- Illuminated Actuator
 - For PU Coated ABS Collar replace 4th digit 3 by 5 eg. : **EG05*****
 - For Brass Metal Collar replace 4th digit 3 by 7 eg. : **EG07***** (Please contact nearest branch office for MRP)



Brass Metal Coller Push Button

Note * - In 2 position selector actuator, for operating style  replace 6th digit from K to R and for operating style  replace 6th digit from K to T


Gen Next Illuminated Push Button Actuators [8531]

- Snap Mounting with compact contact blocks (EC1C & EC2C)


	Description	Cat. No.	Colour (8 th Digit)	Voltage (9 th , 10 th , 11 th & 12 th Digit)	M.R.P. (₹) Per Unit
	Flush Head	EG03FDL□□□□□	R-Red G-Green Y-Yellow A-Amber	012C - 12 VAC/DC 024C - 24 VAC/DC 030C - 30 VAC/DC 048C - 48 VAC/DC 064C - 64 VAC/DC 110A - 110 VAC 110D - 110 VDC 240A - 240 VAC 220D - 220 VDC	226
			B-Blue W-White	110D - 110 VDC 240A - 240 VAC 220D - 220 VDC	418 Blue and White
	Projecting Head (Push Function)	EG03PDL□□□□□	R-Red G-Green Y-Yellow A-Amber	012C - 12 VAC/DC 024C - 24 VAC/DC 030C - 30 VAC/DC 048C - 48 VAC/DC 064C - 64 VAC/DC 110A - 110 VAC 110D - 110 VDC 240A - 240 VAC 220D - 220 VDC	226
			B-Blue W-White	110D - 110 VDC 240A - 240 VAC 220D - 220 VDC	418 Blue and White
	Selector Actuator with LED holder	2 Position		R-Red G-Green Y-Yellow A-Amber B-Blue W-White	012C - 12 VAC/DC 024C - 24 VAC/DC 030C - 30 VAC/DC 048C - 48 VAC/DC 064C - 64 VAC/DC 110A - 110 VAC 110D - 110 VDC 240A - 240 VAC 220D - 220 VDC
		 Non Spring Return EG03SKL□□□□□	332		
		 Spring Return EG03SIL□□□□□			
		3 Position			
 Non Spring Return EG03SLL□□□□□	495 Blue and White				
 Spring Return EG03SJL□□□□□					
	Twin Touch with Led Holder	EG03TDL□□□□□	Y- Yellow A-Amber	012C - 12 VAC/DC 024C - 24 VAC/DC 030C - 30 VAC/DC 048C - 48 VAC/DC 064C - 64 VAC/DC 110A - 110 VAC 110D - 110 VDC 240A - 240 VAC 220D - 220 VDC	284

Note* : 1) In 2 position selector actuator, for operating style  replace 6th digit from K to R and for operating style , replace 6th digit from K to T.
2) Assembly comes with LED holder. Please order contact block EC1C and EC2C separately.

Gen Next Modular Contact Blocks [8538]

	Description	Cat. No.	Colour	Voltage	M.R.P. (₹) Per Unit
	'NO' Block	EC1C	-	-	61
	'NC' Block	EC2C	-	-	61


Spares for Gen Next Series [8531]

	Description	Cat. No.	Colour (8 th Digit)	Voltage (9 th , 10 th , 11 th & 12 th Digit)	M.R.P. (₹) Per Unit
	LED Holder for Gen Next illuminated actuator series	EG08HOL□□□□□	R-Red G-Green Y-Yellow A-Amber	012C - 12 VAC/DC 024C - 24 VAC/DC 030C - 30 VAC/DC 048C - 48 VAC/DC 064C - 64 VAC/DC 110A - 110 VAC	165
			B-Blue W-White	110D - 110 VDC 240A - 240 VAC 220D - 220 VDC	331 Blue and White


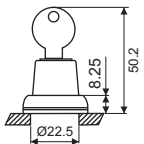






Note : Gen Next Modular Contact Blocks (EC1C and EC2C) can be used only with Gen Next Push Button Actuator



Gen Next Integral Actuator [8536]

- With inbuilt contact arrangement
- Contact rating 6A @ 240AC

	Description	Cat. No.	Contact Configuration (3 rd Digit)	Colour (4 th Digit)	M.R.P. (₹) Per Unit		
 	Flush Head	EE□□FD1	1 - 1 NO 2 - 1 NC	R-Red G-Green Y-Yellow	121		
			3 - 1 NO + 1 NC 4 - 2 NO 5 - 2 NC	W-White B-Blue A-Amber C-Black	177		
 	Projecting Head Push Function	EE□□PD1	1 - 1 NO 2 - 1 NC	R-Red G-Green Y-Yellow	121		
			3 - 1 NO + 1 NC 4 - 2 NO 5 - 2 NC	W-White B-Blue A-Amber C-Black	177		
 	Mushroom Head Push - Turn	EE□□MH1	1 - 1 NO 2 - 1 NC	R-Red G-Green Y-Yellow	178		
			3 - 1 NO + 1 NC 4 - 2 NO 5 - 2 NC	C-Black	242		
 	Mushroom Head Push - Function	EE□□MD1	1 - 1 NO 2 - 1 NC	R-Red G-Green Y-Yellow	151		
			3 - 1 NO + 1 NC 4 - 2 NO 5 - 2 NC	C-Black	206		
 	Symmetric Head Actuator	2 Position		R-Red G-Green W-White C-Black	245		
		 Non Spring Return EE□□SK1	1 - 1 NO 2 - 1 NC			3 - 1 NO + 1 NC (Left NO) 4 - 2 NO 5 - 2 NC 6 - 1 NO + 1 NC (Right NO)	302
		 Spring Return EE□□SI1					
		3 Position				3 - 1 NO + 1 NC (Left NO) 4 - 2 NO 5 - 2 NC 6 - 1 NO + 1 NC (Right NO)	311
		 Non Spring Return EE□□SL1					
		 Spring Return EE□□SJ1					
 Spring Return L. H. EE□□SM1							
 Spring Return R. H. EE□□SN1							
 	Lever Head	2 Position		R-Red G-Green W-White C-Black	245		
		 Non Spring Return EE□□LK1	1 - 1 NO 2 - 1 NC			3 - 1 NO + 1 NC (Left NO) 4 - 2 NO 5 - 2 NC 6 - 1 NO + 1 NC (Right NO)	302
		 Spring Return EE□□LI1					
		3 Position				3 - 1 NO + 1 NC (Left NO) 4 - 2 NO 5 - 2 NC 6 - 1 NO + 1 NC (Right NO)	311
		 Non Spring Return EE□□LL1					
		 Spring Return EE□□LJ1					
		 Spring Return L. H. EE□□LM1					
 Spring Return R. H. EE□□LN1							


Gen Next Integral Actuator [8536]

 	Description	Cat. No.	Contact Configuration (3 rd Digit)	Colour (4 th Digit)	M.R.P. (₹) Per Unit	
	Lock & Key Rotary Type	2 Position		1 - 1 NO 2 - 1 NC	C-Black	314
		 Non Spring Return EE□□KK1	EE□□KK1			
		 Spring Return EE□□KI1		EE□□KI1		
		3 Position				3 - 1 NO + 1 NC (Left NO) 4 - 2 NO 5 - 2 NC 6 - 1 NO + 1 NC (Right NO)
		 Non Spring Return EE□□KL1	EE□□KL1			
		 Spring Return EE□□KJ1		EE□□KJ1		
	 Spring Return L. H. EE□□KM1	EE□□KM1				
 Spring Return R. H. EE□□KN1	EE□□KN1					

Note * - In 2 position selector actuator, for operating style  replace 6th digit from K to R and for operating style  replace 6th digit from K to T






Panel Mounted Buzzer Ø 22.5 mm [8531]

- IP20 protection
- 80dB at 1 m distance
- Low Power consumption < 0.6W







	Description	Electrical Rating	Cat. No.	M.R.P. (₹) Per Unit	
	22.5 mm Panel Mounted Buzzer Black colour		240 VAC	EG15R00C240A	287
			110 VAC	EG15R00C110A	287
			64 VAC/DC	EG15R00C064C	287
			48 VAC/DC	EG15R00C048C	287
			30 VAC/DC	EG15R00C030C	287
			24 VAC/DC	EG15R00C024C	287
			12 VAC/DC	EG15R00C012C	287

Gen Next Push Button Stations [8536]

- Dimension
- Single Station : 65 x 55 x 33 mm
 - Two Station : 100 x 55 x 53 mm
 - Three Station : 134 x 55 x 53 mm
 - Eight Station : 305 x 55 x 53 mm

	Description	Cat. No.	M.R.P. (₹) Per Unit
	Flush Head Actuator - Red with Legend - STOP Contact - 1 'NC'	EP1FAC01	469
	Flush Head Actuator - Green with Legend - START Contact - 1 'NO'	EP1FAB02	469
	Two Position Symmetric Head Selector Switch - Black with Legend - OFF / ON Contact - 1 'NO'	EP1FAF08	616
	Two Position Lock & Key Rotary Switch with Legend - OFF / ON Contact - 1 'NO'	EP1FAF12	682
	Mushroom Head Actuator 'Push Function' with Legend - STOP Contact - 1 'NC' for Stop	EP1FAC03	499

Gen Next Push Button Stations [8536]

	Description	Cat. No.	M.R.P. (₹) Per Unit
	Mushroom Head Actuator 'Push Turn Type' with Legend - STOP Contact - 1 'NC' for Stop	EP1FAC05	608
	Flush Head Actuator - Green with Legend - START Contact - 1 'NO' (Station One)	EP2FAH0201	682
	Flush Head Actuator - Red with Legend - STOP Contact - 1 'NC'		
	Flush Head Actuator - Green with Legend - START Contact - 1 'NO' (Station One)	EP2FAH0205	753
	Mushroom Head Actuator 'Push Turn Type' with Legend - STOP Contact - 1 'NC' (Station Two)		
	LED Indicator 240 VAC - Red (Station One)	EP3FAUI1X0201	918
	Flush Head Actuator - Green with Legend - START Contact - 1 'NO' (Station Two)		
	Flush Head Actuator - Red with Legend - STOP Contact - 1 'NC' (Station Three)		
	Flush Head Actuator - Green with Legend - FORWARD Contact - 1 'NO' (Station Two)	EP3FAR020102	861
	Flush Head Actuator - Red with Legend - STOP Contact - 1 'NC' (Station Two)		
	Flush Head Actuator - Green with Legend - REVERSE Contact - 1 'NO' (Station Three)		
	Flush Head Actuator - Green with Legend - UP Contact - 1 'NO' (Station Two)	EP3FAS020102	861
	Flush Head Actuator - Red with Legend - STOP Contact - 1 'NC' (Station Two)		
	Flush Head Actuator - Green with Legend - DOWN Contact - 1 'NO' (Station Three)		
	All 7 Flush Head Actuators with NO Contact & Mushroom Head Push Turn	EP8F02	2440
	8 Way push button pendant with hanging provision	EP8F04	2611
	Single Station Enclosure Box without Actuator	EP1FAA ^{\$}	260
	Two Station Enclosure Box without Actuator	EP2FAA ^{\$}	275
	Three Station Enclosure Box without Actuator	EP3FAA ^{\$}	284
	Eight Station Enclosure Box without Actuator	EP8FAA ^{\$}	475

Note: 1. All Gen next push button stations contains integral Actuators.

2. Only integral actuators can be used for converting Gen next enclosure boxes into Gen Next push button station.

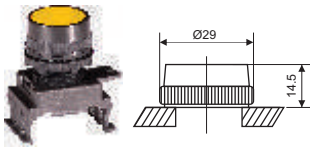
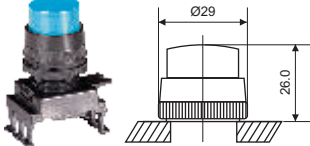
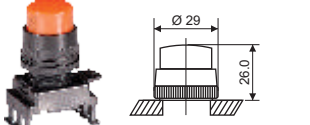
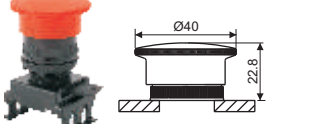
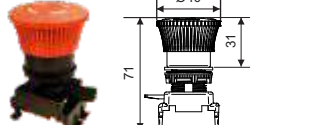
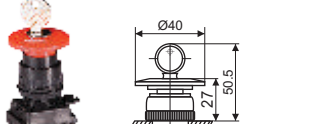
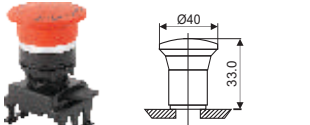
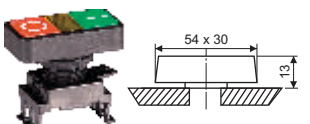







3. For any other combination of actuators/indicators in push button stations please contact nearest branch office.

4. EP8F04 is available in single speed for crane application.

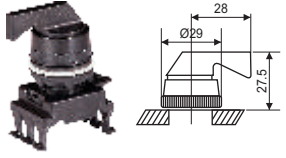






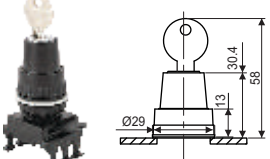






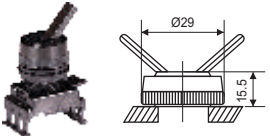

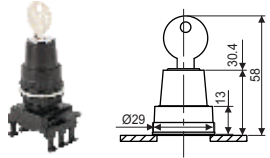

\$ Chapter ID : 8538.



Standard Push Button & Selector Actuators Ø 22.5 mm [8538]

- Contact blocks HC61A2 & HC61B2

	Description	Cat. No.	Colour (6 th Digit)	M.R.P. (₹) Per Unit
	Projecting Head 'Push Function'	HD45C□	1-Red 2-Green 3-Black 4-Yellow 5-White/Opal 6-Blue 7-Orange 8-Colorless	122
	Projecting Head 'Push - Push Function'	HF45C□	1-Red 2-Green 3-Black 4-Yellow 5-White/Opal 6-Blue 7-Orange	264
	Mushroom Head Ø 40 mm 'Push Function'	HD55C□	1-Red 2-Green 3-Black 4-Yellow	167
	Mushroom Head 'Push Turn'	HH55C□	1-Red 2-Green 3-Black 4-Yellow	228
	Mushroom Head With Lock & Key	HQ55C□	1-Red 2-Green 3-Black 4-Yellow	441
	Mushroom Head 'Push Pull'	HG55B□	1-Red 2-Green 3-Black 4-Yellow 6-Blue	405
	Twin Touch	HD15G□	3-Black	237
	Symmetric Head	<p>2 Position</p> <p>Non Spring Return  HK65C□</p> <p>Spring Return  HI65C□</p> <p>3 Position</p> <p>Non Spring Return  HL65C□</p> <p>Spring Return  HJ65C□</p> <p>Spring Return from L. H.  HM65C□</p> <p>Spring Return from R. H.  HN65C□</p>	1-Red 2-Green 3-Black 4-Yellow	324
1-Red 2-Green 3-Black 5-White/Opal				345

Standard Push Button & Selector Actuators Ø 22.5 mm [8538]

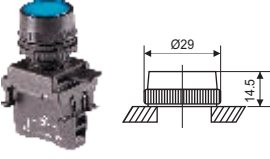
	Description	Cat. No.	Colour (4 th Digit)	M.R.P. (₹) Per Unit	
	Lever Head	2 Position		1-Red 3-Black 5-White/Opal	324
		Non Spring Return	 HK75C□		
		Spring Return	 HI75C□		
		3 Position			345
		Non Spring Return	 HL75C□		
		Spring Return	 HJ75C□		
		Spring Return from L. H.	 HM75C□		
Spring Return from R. H.	 HN75C□				
	Lock & Key Rotary Type	2 Position		3-Black	441
		Non Spring Return	 HK85C□		
		Spring Return	 HI85C□		
		3 Position			464
		Non Spring Return	 HL85C□		
		Spring Return	 HJ85C□		
		Spring Return from L. H.	 HM85C□		
Spring Return from R. H.	 HN85C□				
	Tip Head	2 Position		1-Red 2-Green 3-Black 4-Yellow 5-White/Opal	272
		Non Spring Return	 HP95C□		
	Lock & Key Push Turn	2 Position		3-Black	464
		Non Spring Return	 HH85C□		

Note * - In 2 position selector actuator, for operating style  replace 2nd digit from K to R and for operating style  replace 2nd digit from K to T
 ** For Lock & Key, Key removable position Left, Right or Both

- Note :**
- Actuators & Selector Actuators with black ABS collar are offered as Standard eg. : **HD15 C1**
 - Actuators (except Mushroom Head Push - Pull & all types of twin touch Actuators) are also available with PU Coated ABS & Brass collar
 - For PU Coated ABS Collar replace 5th digit C by A eg. : **HD15 A1**
 - For Brass Chrome plated ABS Collar replace C by B eg. : **HD15 B1**
 - For Non-Illuminated Actuator / Selector Actuator at least 1 NO or NC Block required to make a complete Assembly eg. HD15C1 + HC61A2 makes complete assembly of flush head actuator with 1 NO Block



Standard Illuminated Actuators With LED [8531]

- Illuminated Actuators Pre-assembled with LED Holder
- Contact blocks HC61A2 & HC61B2



	Description	Cat. No.	Colour (4 th Digit)	Voltage (5 th , 6 th , 7 th & 8 th Digit)	M.R.P. (₹) Per Unit
	Flush Head	EAL□□□□FD1	R-Red G-Green Y-Yellow A-Amber	012C - 12 VAC/DC 024C - 24 VAC/DC 048C - 48 VAC/DC 064C - 64 VAC/DC 110A - 110 VAC 110D - 110 VDC	310
			B-Blue W-White	240A - 240 VAC 220D - 220 VDC	587

Standard Illuminated Actuators With LED [8531]

	Description	Cat. No.	Colour (4 th Digit)	Voltage (5 th , 6 th , 7 th & 8 th Digit)	M.R.P. (₹) Per Unit
	Projecting Head (Push Function)	EAL□□□□PD1	R-Red G-Green Y-Yellow A-Amber	012C - 12 VAC/DC 024C - 24 VAC/DC 048C - 48 VAC/DC 064C - 64 VAC/DC 110A - 110 VAC 110D - 110 VDC	310
			B-Blue W-White	240A - 240 VAC 220D - 220 VDC	587
	Projecting Head (Push - Push Function)	EAL□□□□PF1	R-Red G-Green Y-Yellow A-Amber	012C - 12 VAC/DC 024C - 24 VAC/DC 048C - 48 VAC/DC 064C - 64 VAC/DC 110A - 110 VAC 110D - 110 VDC	452
			B-Blue W-White	240A - 240 VAC 220D - 220 VDC	728
	Twin Touch	EAL□□□□TD1	Y-Yellow A-Amber	012C - 12 VAC/DC 024C - 24 VAC/DC 048C - 48 VAC/DC 064C - 64 VAC/DC 110A - 110 VAC 110D - 110 VDC 240A - 240 VAC 220D - 220 VDC	406
	Selector Actuator with Gen Next LED	2 Position Non Spring Return  EAL□□□□SK1	R-Red G-Green Y-Yellow A-Amber	012C - 12 VAC/DC 024C - 24 VAC/DC 048C - 48 VAC/DC 064C - 64 VAC/DC 110A - 110 VAC 110D - 110 VDC 240A - 240 VAC 220D - 220 VDC	490
		2 Position Spring Return  EAL□□□□SI1	B-Blue W-White		728
		3 Position Non Spring Return  EAL□□□□SL1	R-Red G-Green Y-Yellow A-Amber		513
		3 Position Spring Return  EAL□□□□SJ1			
		3 Position Spring Return from L. H.  EAL□□□□SM1	B-Blue W-White		752
		3 Position Spring Return from R. H.  EAL□□□□SN1			

Note* : 1) In 2 position selector actuator, for operating style  replace 10th digit from K to R and for operating style  replace 10th digit from K to T.
 2) Assembly comes with LED holder. Please order contact block HC61A2 and HC61B2 separately.
 3) For Illuminated Actuators / Selector Actuators at least 1 LED Holder is required for electrical connection.

Standard Modular Contact Blocks

	Description	Cat. No.	Colour (4 th Digit)	Voltage (5 th , 6 th , 7 th & 8 th Digit)	M.R.P. (₹) Per Unit
 [8538]	'NO' Block	HC61A2	-	-	92
	'NC' Block	HC61B2	-	-	92
 [8531]*	LED Holder for Standard series	EHL□□□□□	R-Red G-Green Y-Yellow A-Amber B-Blue W-White	012C - 12 VAC/DC 024C - 24 VAC/DC 048C - 48 VAC/DC 064C - 64 VAC/DC 110A - 110 VAC 110D - 110 VDC 240A - 240 VAC 220D - 220 VDC	189 441 Blue & White

Universal Push Button Stations (in ABS Engineering plastic body) [8536]

Dimension • Single Station : 75 x 75 x 56 mm • Two Station : 127 x 75 x 56 mm
 • Three Station : 160 x 75 x 56 mm

	Description	Cat. No.	M.R.P. (₹) Per Unit
	Flush Head Actuator - Red with Laser Marking - STOP Contact - 1 'NC'	EWS1C01AC062	567
	Flush Head Actuator - Green with Laser Marking - START Contact - 1 'NO'	EWS1C01AC063	567
	Two Position Symmetric Head Selector Switch - Black with Laser Marking - OFF / ON Contact - 1 'NO'	EWS1C01AF064	749
	Illuminated Actuator - Green with Laser Marking - ON Contact - 1 'NO' - 240 VAC	EWS1C01AA070	669
	Two Position Lock & Key Rotary Switch with Laser Marking - OFF / ON Contact - 1 'NO'	EWS1C01AF065	847
	Mushroom Head Actuator 'Push Function' with Laser Marking - STOP Contact - 1 'NC' for Stop	EWS1C13AC054	603
	Mushroom Head Actuator 'Push Turn type' with Laser Marking - STOP Contact - 1 'NC' for Stop	EWS1C13AC051	681
	"Mushroom Head Actuator with Lock and Key on Yellow Cover, with Laser Marking - STOP, Contact - 1 'NC' for Emergency Stop"	EWS1C13AC066	829
	Push Button Station with Push Pull Emergency Switch, Red with 1 NC	EWS1C13AC069	736
	Flush Head Actuator - Green with Laser Marking - START Contact - 1 'NO' (Station One) Flush Head Actuator - Red with Laser Marking - STOP Contact - 1 'NC' (Station Two)"	EWS2C01AH045	819
	Flush Head Actuator - Green with Laser Marking - START Contact - 1 'NO' (Station One) Mushroom Head Actuator 'Push Turn Type' with Laser Marking - TOP Contact - 1 'NC'"	EWS2C01AH067	908
	Flush Head Actuator - Green with Laser Marking - START Contact - 1 'NO' (Station One) Mushroom Head Actuator 'Lock & Key Type' with Laser Marking - STOP Contact - 1 'NC'"	EWS2C01AH068	1072
	Pilot Light 240 VAC White (Station One) Flush Head Actuator - Green with Laser Marking - START Contact - 1 'NO' (Station Two) Flush Head Actuator - Red with Laser Marking - STOP Contact - 1 'NC' (Station Three)"	EWS3C01AH048	1110
	Flush Head Actuator - Green with Laser Marking - FORWARD Contact - 1 'NO' (Station One) Flush Head Actuator - Red with Laser Marking - STOP Contact - 1 'NC' (Station Two) Flush Head Actuator - Green with Laser Marking - REVERSE Contact - 1 'NO' (Station Three)"	EWS3C01BJ055	1040
	Flush Head Actuator - Green with Laser Marking - UP Contact - 1 'NO' (Station One) Flush Head Actuator - Red with Laser Marking - STOP Contact - 1 'NC' (Station Two) Flush Head Actuator - Green with Laser Marking - DOWN Contact - 1 'NO' (Station Three)"	EWS3C01AS055	1040

Universal Push Button Stations (in ABS Engineering plastic body) [8538]


Push Buttons Station Enclosure

- Dimension
- Single Station : 75 x 75 x 56 mm
 - Two Station : 127 x 75 x 56 mm
 - Three Station : 160 x 75 x 56 mm
 - Four Station : 215 x 75 x 70 mm
 - Five Station : 270 x 75 x 71 mm

	Description	Cat. No.	M.R.P. (₹) Per Unit
	Enclosure Grey-Black single hole	EWS1C01AA	330
	Enclosure Grey-Black & 2 hole of Ø 22.5	EWS2C01AA	428
	Enclosure Grey-Black & 3 holes of Ø 22.5	EWS3C01AA	524
	Enclosure Grey-Black & 4 holes of Ø 22.5	EWS4C01AA	737
	Enclosure Yellow-Black single hole	EWS1C13AA	330
	Enclosure Yellow-Black & 2 hole of Ø 22.5	EWS2C13AA	428
	Enclosure Yellow-Black & 3 holes of Ø 22.5	EWS3C13AA	524
	Enclosure Yellow-Black & 4 holes of Ø 22.5	EWS4C13AA	737
	Enclosure Yellow-Black & 5 holes of Ø 22.5	EWS5C13AA	850


Standard All Purpose Enclosures [8538]

Dimension: 110 x 80 x 65 mm


 <p>Note : with plastic screws</p>	Description	Cat. No.	M.R.P. (₹) Per Unit
	All Grey without hole	HF999000	322
	All Grey & 1 hole of Ø 22.5	HF999001	322
	All Grey & 2 holes of Ø 22.5	HF999002	322





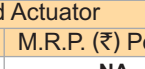
Note: All series actuators and contact block can be used to convert all purpose enclosure box into standard push button station.


Accessories and Spares [8538]


Metal Plates - Spare	Description	Cat. No.	M.R.P.(₹) Per Unit
	Small	HH2420122	21
	Large	HH2420124	21
	Square	HH2420123	21

Note: Printing as per customer requirement

Fixing Device	Cat. No.	M.R.P. (₹) Per Unit
	HH192000	72

Plastic Plate	Cat. No.	M.R.P. (₹) Per Unit
 Yellow legend plate	HB135000	61
 Padlock Yellow (for Mushroom head Actuator)	HF192024	152
 Padlock Transparent (for Flush head Actuator)	HF192025	138
 Protecting Shroud for Emergency Push Button	HF195020A	70
 Protecting Shroud	HF195004	61



Shroud (Boot) for Actuator	Colour	Standard Actuator		Gen Next Actuator	
		Cat. No.	M.R.P. (₹) Per Unit	Cat. No.	M.R.P. (₹) Per Unit
 (For IP67 protection of actuators)	White	NA	NA	HB17101	28
	Red	HH152002	25	HB17301	
	Green	HH153003		HB17401	
	Black	HH154004		NA	
	Yellow	HH155005		HB17501	
	Blue	NA	NA	HB17701	34
	Amber	NA	NA	HB17801	
	Colourless	HH150100	34	HB190003	

Spare Lens Cap	Colour	Cat. No.		M.R.P. (₹) Per Unit
		Non Illuminated	Illuminated	
	Red	HB103002	HB103103	20
	Green	HB104000	HB104101	
	Black	HB102006	NA	
	Yellow	HB105008	HB105109	
	White/Opal	HB101004	HB101105	
	Blue	HB107010	HB107111	
	Orange	HB108012	HB108113	
	Colourless	NA	HB100107	

Note: It can be used for Gen Next as well as standard actuators.

	Cat. No.	Colour	M.R.P. (₹) Per Unit
Collar (For Flush/Projecting Head) 	HB196000	Chrome Plated 'ABS'	18
	HB192000	Black	18
	HB326000	Brass	59
Adaptor Ring * (For 30 to 22 mm in Panel Cutout conversion) 	HH180000	Gray	26
	HH182004	Black	
	HH196006	Chrome Plated 'ABS'	
Blanking Plugs 	HH180002	Gray	50
	HH182009	Black	
	HH196010	Chrome Plated 'ABS'	
Center Indication Strip (For Twin Touch Actuator) 	HB102058	Black	50
	HB105163	Yellow	
	HB108169	Orange	
	HB100161	Colourless	

* It can be used to convert Gen Next actuator series to TK3 Ø30 mm mounting.

Clips for Modular Blocks	Description	Cat. No.	M.R.P. (₹) Per Unit	Clips for Modular Blocks	Description	Cat. No.	M.R.P. (₹) Per Unit
	Second Row Clip (For Vertical Cascading)	HC122030	28		First Row Clip	HC922002	28
	Side Row Clip (For Horizontal Cascading)	HC929002			Single Leg Clip	HE102000	

Note: First Row Clip is included for all std series Push Button Actuators, Selector Actuators & Mushroom Head Assembly

Disclaimer for Modular Remote Control Unit

Every effort as to the correctness or sufficiency of the information and data contained in the catalogue is made. We however cannot accept any liability for the accuracy or completeness of the information and data provided. No claims in this regard shall consequently be accepted.

We reserve the right to make changes, without prior notice, in the catalogue.

Products with CAT no. having, with or without, dot as suffix are same.

These products are manufactured by



General Terms

All prices are on maximum retail price basis inclusive of all duties, GST & any other Tax as applicable.

Prices are subject to revision without notice.

Warranty Policy

All the products listed in the price list carry a warranty, against manufacturing defects for a period of 18* months from the date of purchase.

Should the product prove to be defective due to faulty workmanship or otherwise, we will remedy the defect or replace the faulty parts or the whole product at our discretion, as soon as possible, free of cost.

The warranty is however subject to the provision of proper usage, efficient maintenance and does not cover defects arising out of fire, accident, inefficient maintenance, faulty operation and willful or accidental damage. It also does not cover damage to power electronic components like thyristors & IGBTs, which fail predominantly due to over-temperature & over-voltage. The user needs to take adequate precautions to eliminate these conditions. The manufacturer shall not be liable for any consequential loss, injury or damages attributable to defect or failure of its products.

Comprehensive Service Support

L&T Electrical & Automation (E&A) has over five decades of experience in providing after sales service for low voltage distribution system in every type of industry & commercial complex in India

E&A offers the following services, partnering you in your maintenance of low voltage distribution products:

- Regular Maintenance
- Preventive Maintenance Programme
- On Call
- Annual Maintenance Contract
- Product Support for Managing Obsolescence-
Retrofitting & Upgradation of your switchgear products

Get the Switchgear Training Edge!

Aimed at maximizing productivity, conserving energy, minimizing costs and enhancing safety, our Electrical & Automation training programmes have benefitted **Lakhs of professionals over the last three decades**. These training programmes are highly beneficial as they provide right exposure and impart knowledge on selection, installation, maintenance and testing of Electrical & Automation products.

Options to connect on Digital platform, At Training Centre or on-site Programs

So gain the advantage and go the extra mile with:

- Multiple courses on contemporary topics
- Brand Agnostic Trainings
- Training Centers in Pune, Lucknow, Coonoor, Vadodara, Delhi & Kolkata
- Blend of theory and practical experience

The typical training programmes cover:

- Low Voltage & Medium Voltage Switchgear
- Switchboard Electrical Design
- AC Drives & Building Management Solutions
- Protective Relays & Earthing
- Power Quality Solutions



Please contact any of the training centres for participation and detailed training programme schedule.



Pune

L&T Electrical & Automation Training Centre
T-156 / 157, MIDC,
Bhosari,
Pune - 411 026
Tel: 020 2712 0037 / 2712 0653
E-mail: stc-pune@Lntebg.com



Lucknow

L&T Electrical & Automation Training Centre
C-6 & 7, UPSIDC,
P. O. Sarojinagar,
Lucknow - 226 008
Tel: 0522 247 6015 / 97944 54455
E-mail: stc-lucknow@Lntebg.com



Delhi

L&T Electrical & Automation Training Centre,
A-25, Imperia Complex, First Floor,
Mohan Cooperative Industrial Estate,
Near Sarita Vihar / Mohan Estate Metro Station
Mathura Road, New Delhi - 110 044
Tel: 011 42260600 / 9899020306
E-mail: stc-delhi@Lntebg.com



Coonoor

L&T Electrical & Automation Training Centre
Ooty-Coonoor Main Road
Yellanahalli P.O.,
The Nilgiris - 643 243
Tel. : 0423 251 7107
E-mail: stc-coonoor@Lntebg.com



Vadodara

L&T Electrical & Automation Training Centre
Behind L&T Knowledge City,
Near Village Ankhol,
Vadodara - 390019
Tel: 0265 6147805 / 6147808
E-mail: stc-vadodara@Lntebg.com



Kolkata

L&T Electrical & Automation Training Centre
4th Floor, 3B, Shakespeare Sarani,
Landmark - Kenil Worth Hotel
Kolkata - 700071
Tel: 033 42005975 / 44085974 / 44085978
E-mail: stc-kolkata@Lntebg.com

Electrical Standard Products (ESP) Offices:

HEAD OFFICE

L&T Electrical & Automation
TC-II, Tower B, Prima Bay,
Gate No. 5, Saki Vihar Road, Powai,
MUMBAI - 400072.
Tel: 022-67052874 / 2737 / 1156
e-mail: cic@Lntebg.com

BRANCH OFFICES

L&T Electrical & Automation
C-201, The First Commercial Complex,
B/S Keshavbaug Party Plot, Vastrapur,
Ahmedabad - 380015
Toll Free: 1800 233 5858 / 1800 200 5858
e-mail: CIC@Lntebg.com

L&T Electrical & Automation
Wework Central, #36 Infantry Road,
Bengaluru - 560 001
Toll Free: 1800 233 5858 / 1800 200 5858
e-mail: CIC@Lntebg.com

L&T Electrical & Automation
Under O Launchpad, 4th floor,
Unit-434, Esplanade 1, Rasulgarh,
Bhubaneswar - 751010
Toll Free: 1800 233 5858 / 1800 200 5858
e-mail: CIC@Lntebg.com

L&T Electrical & Automation
4th floor, SCO-54,55,56,
Sector -17A
Chandigarh - 160017
Toll Free: 1800 233 5858 / 1800 200 5858
e-mail: CIC@Lntebg.com

L&T Electrical & Automation
Olympia Technology Park,
10th Floor, CITIUS A Block,
Plot No. 1, Phase 1, Guindy,
Chennai - 600032
Toll Free: 1800 233 5858 / 1800 200 5858
e-mail: CIC@Lntebg.com

L&T Electrical & Automation
Playworkz Coworking Space
43 & 44, 3rd Cross,
Bharathy Colony, Peelamedu,
Coimbatore - 641004
Toll Free: 1800 233 5858 / 1800 200 5858
e-mail: CIC@Lntebg.com

L&T Electrical & Automation
3rd Floor, 1&2 Vijay Park,
Main Chakrata Road, Opp. Anandam
Near Ballupur chowk,
Dehradun - 248001
Toll Free: 1800 233 5858 / 1800 200 5858
e-mail: CIC@Lntebg.com

L&T Electrical & Automation
Ground Floor, B-27, Biplab Rashbihari Sarani,
Sector 2A, Bidhan Nagar,
Durgapur - 713212
Toll Free: 1800 233 5858 / 1800 200 5858
e-mail: CIC@Lntebg.com

L&T Electrical & Automation
6th floor, Exotica Greens, A Block, 191,
R G Baruah Road, Guwahati Central,
Guwahati - 781005
Toll Free: 1800 233 5858 / 1800 200 5858
e-mail: CIC@Lntebg.com

L&T Electrical & Automation
Shri Daneshwari, 1st Floor,
Plot No. 17, 2nd Cross,
Near Old Income Tax Office Road,
Vidyanagar,
Hubballi - 580021
Toll Free: 1800 233 5858 / 1800 200 5858
e-mail: CIC@Lntebg.com

L&T Electrical & Automation
AWFIS space solutions, Prestige Phoenix,
4th floor, 1405, Umanagar, Begumpet,
Hyderabad - 500016
Toll Free: 1800 233 5858 / 1800 200 5858
e-mail: CIC@Lntebg.com

L&T Electrical & Automation
Workie, 214 - 2nd Floor,
Apollo Premier, PU-4,
Scheme No. 54,
Vijay Nagar Square,
Indore - 452010
Toll Free: 1800 233 5858 / 1800 200 5858
e-mail: CIC@Lntebg.com

L&T Electrical & Automation
Office No 430, 4th floor,
Jaipur Electronic Market
Riddhi Siddhi,
Gopalpura Bypass,
Jaipur - 302018
Toll Free: 1800 233 5858 / 1800 200 5858
e-mail: CIC@Lntebg.com

L&T Electrical & Automation
GDR Siddha, Ground Floor, N Road
Bistupur, Opposite St. Mary's Church,
Jamshedpur - 831001
Toll Free: 1800 233 5858 / 1800 200 5858
e-mail: CIC@Lntebg.com

L&T Electrical & Automation
Business Communication Centre
2nd Floor, Chiramel Chambers,
Kurisupally Road,
Ravipuram,
Kochi - 682 015
Toll Free: 1800 233 5858 / 1800 200 5858
e-mail: CIC@Lntebg.com

L&T Electrical & Automation
2nd Floor, BN3, Salt Lake, Sector-V,
Kolkata - 700091
Toll Free: 1800 233 5858 / 1800 200 5858
e-mail: CIC@Lntebg.com

L&T Electrical & Automation
No. 10, Fortuna Towers, 2nd floor,
Rana Pratap Marg, Near NBRI
Lucknow - 226001
Toll Free: 1800 233 5858 / 1800 200 5858
e-mail: CIC@Lntebg.com

L&T Electrical & Automation
El Dorado Building 3rd Floor,
6, Venkatraman Street,
Chinna Chokkikulam
Madurai - 625 002
Toll Free: 1800 233 5858 / 1800 200 5858
e-mail: CIC@Lntebg.com

L&T Electrical & Automation
TC II, Tower B, PRIMA BAY
Gate no. 5, Saki Vihar Road Powai,
Mumbai - 400072
Toll Free: 1800 233 5858 / 1800 200 5858
e-mail: CIC@Lntebg.com

L&T Electrical & Automation
Unnati Building, 2nd floor,
Automation Campus, A-600, TTC Industrial area
Shil-Mahape road, Mahape
Navi Mumbai - 400710
Toll Free: 1800 233 5858 / 1800 200 5858
e-mail: CIC@Lntebg.com

L&T Electrical & Automation
M1 & M2, Mezzanine Floor,
Himalaya Excellency, Plot No.- C - 47,
Pratap Nagar Square,
Nagpur - 440022
Toll Free: 1800 233 5858 / 1800 200 5858
e-mail: CIC@Lntebg.com

L&T Electrical & Automation
A-25, 1st Floor, Imperia Complex,
Mohan Corporative Industrial Estate,
Near Sarita Vihar Metro Station,
Mathura Road,
New Delhi - 110044
Toll Free: 1800 233 5858 / 1800 200 5858
e-mail: CIC@Lntebg.com

L&T Electrical & Automation
A06/A07, Second Floor,
Grand Chandra complex, Frazer road
Patna - 800001
Toll Free: 1800 233 5858 / 1800 200 5858
e-mail: CIC@Lntebg.com

L&T Electrical & Automation
UrbanWrk, 5th Floor, Sai Radhe,
Raja Bahadur Mill road, Behind Hotel
Grand Sheraton, Sangamwadi
Pune - 411001
Toll Free: 1800 233 5858 / 1800 200 5858
e-mail: CIC@Lntebg.com

L&T Electrical & Automation
Unit No. 207, 2nd Floor, Wallfort Ozone,
Raipur Road, Near Fafadih Chowk,
Raipur - 492001
Toll Free: 1800 233 5858 / 1800 200 5858
e-mail: CIC@Lntebg.com

L&T Electrical & Automation
10th Floor, Titaanium Business,
Bhimrad Road, Althan
Surat - 395017
Toll Free: 1800 233 5858 / 1800 200 5858
e-mail: CIC@Lntebg.com

L&T Electrical & Automation
11th Floor, Block-D, Notus IT Park,
Sarabhai Campus, Bhailal Amin Marg,
Vadodara - 390023
Toll Free: 1800 233 5858 / 1800 200 5858
e-mail: CIC@Lntebg.com

L&T Electrical & Automation
414, 4th Floor, Naga Chambers,
Opposite HDFC Bank
Ram Nagar, Waltair Main Road
Visakhapatnam - 530002
Toll Free: 1800 233 5858 / 1800 200 5858
e-mail: CIC@Lntebg.com

Product improvement is a continuous process, For the latest information and special application, please contact any of our offices listed here.
Product photographs shown for representative purpose only.



L&T Electrical & Automation, Electrical Standard Products
TC-II, Tower B, Prima Bay, 3rd Floor, Gate No. 5, Saki Vihar Road, Powai,
Mumbai - 400 072, INDIA. Web: www.Lntebg.com

Customer Interaction Centre (CIC)
BSNL/MTNL (toll-free): 1800 233 5858 Reliance (toll-free): 1800 200 5858
Tel: 022 6774 5858 Email:cic@Lntebg.com Web: www.Lntebg.com